



*Providing LP and Natural Gas Parts For Over 50 Years!*

**Thermocouples & Thermopiles**

**Pilots & Flame Sensors**

**Ignitors**

**Ignition Modules**

**Commercial Cooking**

**Residential Cooking**

**Hearth & Space Heating Parts**

**Mobile Home & RV Parts**

**Heating Valves & Furnace Parts**

**Fan & Limit Controls**

**Wall Thermostats & Transformers**

**Water Heating & Pool Heating Parts**

**Dryer Parts**

**Regulators & Solenoid Valves**

**Orifices - Brass Fittings - Gas Connectors**

**Installation Materials - Test Equipment - Tools**

# controlsinc.

**Controls Inc.** has been serving the gas community as a premier parts distributor for over 50 years, offering parts and technical support for most major brands of commercial and residential gas appliances and heating equipment.

This catalog offers an in-depth view of the most common replacement parts found in gas appliance repair. Be sure to keep it handy for quick and easy identification of the parts you may come across in the field.

Whether you need assistance with parts identification, obtaining pricing and availability, or placing an order... We are just a phone call or email away!

**PLEASE NOTE:** If calling to locate a part or for technical assistance, please be sure to have the Brand Name, Model, and Serial Number of what you are working on in hand so that we can better assist you.

*We look forward to hearing from you!*

**Phone: (800)334-5886**

**Fax: (888)783-0239**

**Email: [parts@controlsincgas.com](mailto:parts@controlsincgas.com)**

**Website: [www.controlsincgas.com](http://www.controlsincgas.com)**



## THERMOCOUPLES & THERMOPILES

- THERMOCOUPLES (3-6)
- HIGH LIMIT LEAD WIRES (5)
- ECO ADAPTORS (5)
- THERMOCOUPLE ADAPTORS (5)
- THERMOPILES (7)

3



## PILOTS & FLAME SENSORS

- MULTI-USE PILOTS (8-14)
- HEATING PILOTS (14-17)
- WATER HEATER PILOTS (18)
- POOL HEATER PILOTS (18-19)
- COOKING PILOTS (19-21)
- COOKING TOP PILOT LINES (20)
- FLAME SENSORS (21-22)

8



## IGNITORS

- HEATING IGNITORS (23-24)
- COOKING IGNITORS (25-26)
- PIEZO IGNITORS (26)
- WATER HEATER IGNITORS (27)
- POOL HEATER IGNITORS (27)
- DRYER IGNITORS (28)
- IGNITOR KITS (28)

23



## IGNITION MODULES

- HEATING MODULES (29-33)
- COOKING MODULES (34)
- WATER HEATER MODULES (35)
- POOL HEATER MODULES (35)
- PILOT RELIGHT KIT (36)
- IGNITION WIRES (36)

29



## COOKING

### **COMMERCIAL (37-58):**

- GAS VALVES & SAFETY VALVES (37-42)
- TOP BURNER VALVES (42)
- THERMOSTATS & LIMIT SWITCHES (43-49)
- PILOTS (50)
- TOP PILOT LINES (51)
- FLASH TUBES & CHARGE PORTS (51)
- PILOT ADJUSTMENT VALVES (51)
- IGNITORS (52)
- IGNITION MODULES (52)
- KNOBS & ADAPTORS (53-56)
- TOGGLE & ROCKER SWITCHES (56)
- MISCELLANEOUS PARTS (56-57)  
(SPRINGS, BURNERS, & MORE)
- T&S BRASS KITCHEN FIXTURES (58)

### **RESIDENTIAL (59-65):**

- OVEN SAFETY VALVES (59-60)
- BURNER VALVES (61)
- THERMOSTATS & RANGE CONTROLS (61)
- IGNITORS (62-63)
- IGNITION MODULES (63)
- PILOTS & THERMOCOUPLES (64)
- BURNERS (64)
- REGULATORS (65)
- KNOBS (65)

37



## HEATING

- HEARTH & GAS FIREPLACE PARTS (66-73)
- SPACE HEATING & FURNACE PARTS (74-88)
- MOBILE HOME & RV PARTS (89-91)
- HEATING GAS VALVES (92-102)
- FAN & LIMIT CONTROLS (103-106)
- TRANSFORMERS (107-108)
- WALL THERMOSTATS (109-112)

66



## WATER HEATERS & POOL HEATERS

### **WATER HEATER PARTS (113-115):**

- PILOTS (113)
- IGNITORS & FLAME SENSORS (114)
- IGNITION MODULES (114)
- PRESSURE SWITCHES (115)
- MISCELLANEOUS PARTS (115)

### **POOL HEATER PARTS (116-120):**

- GAS VALVES (116)
- THERMOSTATS & TEMPERATURE CONTROLS (117)
- IGNITION MODULES (117)
- IGNITORS (118)
- PILOTS (118)
- LIMIT SWITCHES & TEMPERATURE SENSORS (119)
- PRESSURE SWITCHES (120)
- MISCELLANEOUS PARTS (120)

113



## DRYERS

- IGNITORS (121)
- FLAME SENSORS (121)
- COILS (121)
- THERMAL FUSES (121)

121



## REGULATORS & SOLENOID VALVES

- APPLIANCE REGULATORS (122, 126)
- SERVICE REGULATORS (123-124, 126)
- VENT LIMITERS (125)
- VENT PROTECTORS (125)
- VENT COVERS (CAPS) (125)
- SOLENOID VALVES (127-128)

122



## ORIFICES & FITTINGS

- PILOT ORIFICES (129-130)
- BURNER ORIFICES (131-132)
- ORIFICE KITS (130, 132)
- BRASS FITTINGS (133-135)

129



## INSTALLATION / TEST EQUIPMENT / TOOLS

- BALL VALVES (136)
- GAS CONNECTORS (137-138)
- ALUMINUM TUBING (138)
- TUBING CUTTERS (138)
- TUBING BENDER (138)
- FLARING TOOLS (138)
- DRILL KITS (139)
- PIN VISES & BROACHES (139)
- ORIFICE SPUD KIT (139)
- ORIFICE PUMP (139)
- LEAK DETECTORS (140)
- PRESSURE TEST KITS (140)
- MANOMETERS (141)
- MULTIMETERS (142)
- COMMON SERVICE MATERIALS (143-144)
- THERMOMETERS & GAUGES (144)
- GAS TIMERS (145)
- INFINITELITE® GAS LIGHTER (145)

136



## TECH RESOURCES

- ORIFICE CAPACITIES CHART (146)
- PIPE SIZE IDENTIFICATION (147)
- MILLIVOLT FRYER WIRING DIAGRAMS (148)
- RESIDENTIAL RANGE SAFETY VALVE & IGNITOR TROUBLESHOOTING (149)
- DRYER COIL TROUBLESHOOTING (150)
- BJ THERMOSTAT INSTRUCTIONS (151)


146

# Thermocouples & Thermopiles




Buy 9 Thermocouples and GET 1 FREE!  
Must be same style and same length.  
Applies to thermocouples on this page only!

## K15DA Standard




Order No.	Length
K15DA-18H	18"
K15DA-24H	24"
K15DA-30H	30"
K15DA-36H	36"
K15DA-48H	48"

## K19AT Super Slim Jim




Order No.	Length
K19AT-18	18"
K19AT-24	24"
K19AT-30	30"
K19AT-36	36"
K19AT-48	48"
K19AT-60	60"
K19AT-72	72"

## K16BT, WT Husky



Order No.	Length
K16BT-18	18"
K16BT-24	24"
K16BT-36	36"
* K16WT-48	48"
* K16WT-60	60"
* K16WT-72	72"

## K15FA Snap-In



Order No.	Length
K15FA-24D	24"
K15FA-36D	36"

## 1980 Snap-Fit



Order No.	Length
1980-018	18"
1980-024	24"
1980-030	30"
1980-036	36"
1980-048	48"
1980-060	60"
1980-072	72"

## 1970 Uni-Couple



Order No.	Length
1970-018	18"
1970-024	24"
1970-030	30"
1970-036	36"
1970-048	48"
1970-060	60"
1970-072	72"


## Q340 Bulls Eye



Order No.	Length
Q340A1066	18"
Q340A1074	24"
Q340A1082	30"
Q340A1090	36"
Q340A1108	48"


\* Not included in "Buy 9 Get 1 Free" special.

## H06F Junction Block



Order No.	Length
H06F-36	36"


## K16RA High Temp



Order No.	Length
K16RA-36	36"
K16RA-48	48"
K16RA-60	60"
K16RA-72	72"

## Low Mass - Direct Vent

Special low mass (quick-dropout) thermocouple. Usually found on direct vent applications using both thermocouple and thermopile.



Order No.	Length
1960-027	27"

## Vent-Free (Metric Thread)



Order No.	Length
ST-20-24	24"
ST-20-39	39"



Order No.	Length
ST-70-A	38"



Order No.	Length
ST-110	10" (Mr. Heater)
ST-110-18	19 1/2"
ST-110-24	24"
ST-110-48	48"


## SIT Thermocouples

Order No.	Length & Description
SIT0290162	16" - Standard Thread
SIT0200221	18" - Standard Thread
SIT0290110	23-1/2" - Metric Thread
SIT0290212	23-1/2" - Standard Thread
SIT0290181	34" - Standard Thread w/ Nut
SIT0200179	39-1/2" - Standard Thread
SIT0290216	23-1/2" - Standard Thread
SIT0270500	36" w/ Interrupter - Standard Thread
SIT0270457	23-1/2" w/ Interrupter - Standard Thread




## Low-Mass with Junction Block

(PSE)



Order No.
VC10001828


## K16FA Junction Block



Order No.	Length
K16FA-36	36"

## Junction Block Adaptor

Will fit any standard thermocouple lead for conversion to a junction block application.



Order No.
Y99AN-1

## Thermocouple Adaptor



Order No.	Description
1922-001	6" Lead

## ECO Adaptors




392451-1



393200-1

Order No.	Description
392451-1	For use with V800 + V850 series
393200-1	For use with VR8200 + VR8300 series
Note: 1/4" quick-connects	

## High Limit Lead Wires



10-258

PI-B6779850

Order No.	Length & Description
10-258	18" High Limit Lead Wire
PI-B6779850	22" Lead Wire (Food Service)

## Thermocouple Thread Adaptors



SNA-6

Order No.	Description
SNA-5	Adapts to metric threaded valves. M8 x M9
SNA-6	Adapts to standard threaded valves. M10 x 11/32

## OEM Thermocouples

**Empire**  
2-Wire



Order No.	Description
EMR6310	29"

**Enerco**



Order No.	Description
ENE21920	13"

**Garland**



Order No.	Description
GA4518817	18"

**Garland**



Order No.	Description
GA1019418	24"

**Garland**



Order No.	Description
GA4523506	60"

**GE Range**



Order No.	Description
GEWB19K10025	54"

**Imperial**  
18" Thermocouple & Extension



Order No.	Description
IMP36017	18" w/ 2 Nuts
IMP36016	48" Extension



**Peerless Premier**




Order No.	Description
PEER1289	52"

**TECH TIP:** Over-tightening a thermocouple more than 1/4 turn past finger tight will likely result in damage to the gas valve.



## 1950 & 1951 Thermopiles (750mv)




Order No.	Length	Includes PG9 Pilot Adaptor	Connection Type
1950-001	36"	•	Two Lead
1950-002	48"	•	Two Lead
1950-003	60"	•	Two Lead
1951-536	36"		Coaxial
1951-560	60"		Coaxial
(PG9 Adaptor) 10-127			

## Q313(A,B) Metal-Shielded Thermopiles (750mv)



Order No.	Output (MV)	Includes:
Q313A1014	600 to 750 MV	23", commonly used on log sets.
Q313A1055	600 to 750 MV	47", 1/2" thermopile attaching nut.
Q313A1170	600 to 750 MV	35" with PG9 adaptor.
Q313A1188	600 to 750 MV	35", push-in clip, 1/2" thermopile attaching nut.
Q313B1005	600 to 750 MV	35" with terminal block.

## 101934 Thermopile (750mv)



Order No.	Length	Connection Type
101934F32	32"	Spade Clip
101934F48	48"	Spade Clip
101934R32	32"	"R" Terminal

## Pizza Oven Thermopile (750mv)



Order No.	Length	Description
BPM1265X	75"	Q313 Style. Metal-Shielded.

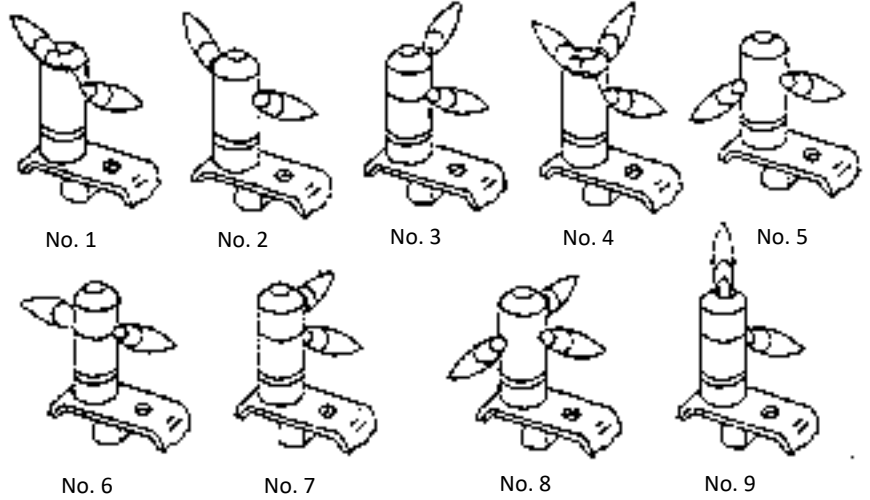
## J Series Pilot Burners

- Universal replacement pilot burner.
- NAT and LP orifices included.



J997MDA-2

Order No.	Tip Position
J990MDA-2	9
J991MDA-2	1
J992MDA-2	2
J993MDA-2	3
J994MDA-2	4
J995MDA-2	5
J996MDA-2	6
J997MDA-2	7
J998MDA-2	8
J999MDA-2	9




## J999 Multi-Mount Pilots


- NAT and LP orifices are included.



J999MKA-2  
"Shovel" Head



J999MYA-2  
"Y" Head



J999MHA-2  
"L" Head

## J101 Pilot

- For LP orifice, add - Order Y90AA4211
- For NAT orifice, add - Order Y90AA3221



Order No.
J101CCA-1



Y90AA4211

Y90 Replacement Pilot Orifices		
Order No.	Size (in)	Type Gas
Y90AA3215	.015	NAT
Y90AA3218	.018	NAT
Y90AA3221	.021	NAT
Y90AA3223	.023	NAT
Y90AA3225	.025	NAT
Y90AA4207	.007	LP
Y90AA4208	.008	LP
Y90AA4209	.009	LP
Y90AA4210	.010	LP
Y90AA4211	.011	LP
Y90AA4212	.012	LP
Y90AA4213	.013	LP
Y90AA4214	.014	LP

## Q314A Pilot Burner

Nonprimary-aerated, insert orifice-type pilot burner for main burner ignition with Q340 thermocouple or Q313 thermopile.



Q314A3547  
A Type Bracket



Q314A4586  
B Type Bracket

Order No.	Tip Style	Type Gas	Mounting Bracket	Includes:
Q314A3547		NAT	A	1/4" cc inlet fitting. For LP, order 390686-1 orifice.
Q314A4586		NAT/LP	B	1/4" cc inlet fitting. Special mounting bracket with screws for converting "B" bracket to "A" bracket.
Q314A6094		NAT/LP	B	
Q314A6102		NAT/LP	B	

## Q327A Pilot Burner



Order No.	Description
Q327A1626	B Type Mounting Bracket NAT and LP Orifice Included Target Span - 1"

## Q345A Ignitor/Sensor

Nonprimary - aerated combination pilot burner and igniter. Used in intermittent pilot systems.

- Includes pilot burner with bracket, ceramic-insulated Kanthal flame rod/spark ignitor, and ground strap.
- For LP, order 390686-25 orifice.



Q345A1305

Order No.	Tip Style	Type of Gas
Q345A1305		NAT
Q345A1313		NAT
Q345A1321		NAT

## Q347A Spark Ignitor



Q347A1004



390686-1

Order No.	Ground Strap Orientation	Electrode Length (bracket to tip)
Q347A1004	Standard	2-1/32" (52 mm)
Q347A1012	90° Right Angle	2-1/32" (52 mm)

Honeywell Pilot Orifices		
Order No.	Stamping	Drill Size
390686-1	BBR10	.010
390686-4	BBR18	.018
390686-15	BBR9	.009
390686-25	BBR12	.012
390686-32	BBR14	.014

For additional orifice styles, see the "Orifices & Fittings" section of this catalog.

## PG9 Pilot Generator (750mv)

- NAT and LP orifices included.



**PG9A41JTL020**  
Left Cobra



**PG9A42JTL020**  
Right Cobra



**PG9A27JTL022**  
3/4" Head Width



**PG9A28JTL024**  
2-3/16" Head Width



**PG9A37JTL022**  
.32" Head Length

## 1810-100 Pilot

Universal 2BLC Pilot



1810-100

## 1810-308 Pilot



1810-308

## 1819-001 Quick Drop-Out Pilot

The quick dropout pilot assembly is designed for those applications that require a quick dropout of the safety magnet when pilot flame is lost.

Specifications:

- Uses 1/4" Tubing
- Two-lead 24" Thermopile
- Lo-mass 18" Thermocouple
- Electrode w/ 18" Leads
- Includes **Nat** and **LP** orifices



1819-001

Order No.	Description
<b>1810-100</b>	1/4" & 3/16" Tubing Nat/LP

Order No.	Description
<b>1810-308</b>	1/4" Tubing .010 LP Orifice Included

Order No.	Description
<b>1819-001</b>	Complete Pilot Assembly
<b>1960-027</b>	Replacement Thermocouple
<b>1950-001</b>	Replacement Thermopile

## 1820 Pilot Uni-Kits

Replacement for ITT PG9 type pilots with a 32" thermopile.  
- **NAT** and **LP** orifices included.



1820-009

Order No.	Flame Pattern	Description
<b>1820-009</b>	90° Right	With Thermopile
<b>1820-019</b>	90° Left	With Thermopile
<b>1820-029</b>	90° Right	Pilot Only
<b>1820-039</b>	90° Left	Pilot Only



10-114

1810, 1819 & 1820 Replacement Orifices:		
Order No.	Gas	Size
<b>10-114</b>	LP	.010
<b>10-211</b>	LP	.011
<b>10-021</b>	NAT	.018

## 1830 Pilots

### 1830 Pilot Identification

Use the following examples to correctly identify your replacement pilot:  
1) **Hood Type**, 2) **Flame Pattern Type**, and 3) **Mounting Bracket Type**.

### HOOD TYPE



Type 2



Type 3



Type 4



Type 5



Type 6

### MOUNTING BRACKET TYPE



Type 1



Type 2



Type 3



Type 4

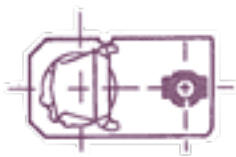


Type 6



Type 10

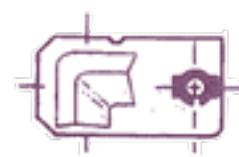
### FLAME PATTERN TYPE



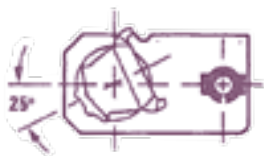
Standard



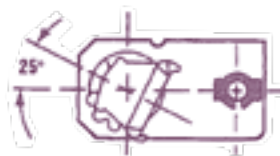
90° Left Hand



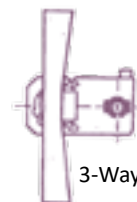
90° Right Hand



25° Left Hand



25° Right Hand



3-Way

## 1830 Pilots (2H & 2CH)

- NAT and LP orifices included.



1830-004



1830-020



1830-110



1830-115



1830-211



1830-491



1830-489



1830-490



10-114

1830 Replacement Orifices		
Order No.	Gas	Size
10-114	LP	.010
10-211	LP	.011
10-021	Nat	.018

Order No.	Factory Number	Hood Type	Bracket Type	Flame Pattern Type
1830-001	2CH-6	2	6	Standard
1830-002	5CHL-6	5	6	90° Left
1830-003	5CH-6	5	6	90° Right
1830-004	2CHL-6	2	6	25° Left
1830-005	4CH-6	4	6	3-Way (A)
1830-010	3CH-6	3	6	180°
1830-020	5CH-4	5	4	90° Right
1830-110	2CH-1	2	1	Standard
1830-111	2CH-1	2	1	25° Left
1830-112	2CHR-1	2	1	25° Right
1830-115*	2CH-10*	2	10	Standard
1830-210	2CH-2	2	2	Standard
1830-211	2CHL-2	2	2	25° Left
1830-212	2CHR-2	2	2	25° Right
1830-312	2CHR-3	2	3	25° Right
1830-489	6CH14-6	6	6	3-Way (B)
1830-490	6CH24-6	6	6	3-Way (B)
1830-491	4CH14-10	6	10	3-Way (B)
1830-501	2CHL-10	6	10	25° Left
1830-502	3CH-10	3	10	Standard
1830-601†	2C-2	2	2	Standard

\* Includes 3/16" tubing  
 † Hood reversed - points away from thermocouple.

### Got Tools?



Aluminum Tubing  
AT-3/16, AT-1/4



Uniweld Mini Tubing Cutter  
UNI70000

---



Rothenberger Flaring Tool  
ROT26033




Rothenberger Tubing Cutter  
ROT70010

## 1830 Pilot Electrode Series

The electrode is permanently riveted to the pilot frame and spark gap is fixed at 1/8". All pilots have **NAT** and **LP** orifices included, except 1830-704. If **LP** orifice is needed, order 10-114.



1830-702



1830-703



1830-704



1830-705



1830-706




1830-707



1830-708



1830-709



1830-710



1830-711



1830-712



1830-715



1830-716



1830-717



1830-718



1830-722



1830-726


Order No.	Factory Number	Flame Pattern Type	Lead Length
1830-702	2S-2	Standard	13"
1830-703	2SL-2	25° Left	16"
1830-704	2SL-2	25° Right	30"
1830-705	2S-6	Standard	24"
1830-706	2SR-6ER	25° Right	24"
1830-707	2SL-6EL	25° Left	48"
1830-708	3S-10	180°	24"
1830-709	3S-1F	180°	13"
1830-710	3S-24F	180°	13"
1830-711	4S-6EL	3-Way	13"
1830-712	6S30-6	3-Way	18"
1830-715	2S-1	Standard	13"
1830-716*	5SHL-1	90° Left	24"
1830-717	6S14-2ER	3-Way	24"
1830-718	2S-60	Standard	24"
1830-722*	5SL-6	90° Left	48"
1830-726	2S-2ER	Standard	36"

\* Piezo Receptacle fits .093 diameter pin terminal.

If you do not see the part you are needing, please **call us** with your unit's Brand, Model, and Serial number.

## 1890 Pilot Uni-Kits

(#11E, 11EA and 11EB) Pilot Uni-Kits  
Commercial applications. 1/4" and 3/16" tubing.  
- Nat and LP orifices included.



1890-022



1890-023

Order No.	Tube Size	Factory No.	Type Gas
1890-022	1/4" & 3/16"	#11E	Nat/LP
1890-023	1/4" & 3/16"	#11EA	Nat/LP



10-067

1890 Replacement Orifices		
Order No.	Type Gas	Size
10-067	LP	.010
10-043	LP	.014
10-066	Nat	.018

## SIT 140 Pilot Burner



SIT0140501

Order No.	Type Gas
SIT0140501	LP
SIT0140511	Nat
Compression Nut + Ferrule - SIT-CNF	
Thermocouple Retainer Nut - SIT-TRN	



SIT0977148

SIT 140 Pilot Orifices	
Order No.	Type Gas
SIT0977148	LP
SIT0977137	Nat


## Common / OEM Vented Hearth Pilots

Heat-N-Glo / Regency  
SIT




Order No.	Type Gas
REG910-039	LP
REG910-038	Nat
Thermocouple - SIT0290216	
Thermopile - Q313A1014	

Heat-N-Glo  
PSE / Honeywell



Order No.	Type Gas
HG4021-737	LP
HG4021-736	Nat
Thermocouple - 1960-027	
Thermopile - Q313A1014	

Heat-N-Glo  
PSE / Honeywell



Order No.	Type Gas
HG446-511A	LP
HG446-510A	Nat
Thermocouple - 1960-027	
Thermopile - 1950-001	




## Common / OEM Vented Hearth Pilots (Continued)

**Heat-N-Glo**  
Thermopile Only




Order No.	Type Gas
HG446-513A	LP
HG446-512A	Nat
Thermopile - 1950-001	

**Heat-N-Glo**  
3V Pilot



Order No.	Type Gas
HG4021-731	LP
HG4021-730	Nat

**Heat-N-Glo**  
3V Pilot



Order No.	Type Gas
HG2090-013	LP
HG2090-012	Nat

**Majestic / Vermont Castings**  
SIT



Order No.	Type Gas
SIT0199744-LP	LP
SIT0199744	Nat
Thermocouple - SIT0290216	
Thermopile - Q313A1014	

**Mendota**



Order No.	Type Gas
MENHA-30-00470	LP
MENHA05-04-00035	Nat
LP Thermocouple - K16RA-36	
Nat Thermocouple - 1960-027	
Thermopile - Q313A1188	

**Superior**  
PSE / Honeywell



Order No.	Type Gas
SUP67L70	LP/Nat
Thermocouple - 1960-027	
Thermopile - Q313A1014	

### Replacement SIT Pilot Heads



SIT0975063

SIT0975065

Order No.	Head Type
SIT0975063	3-Way Head
SIT0975065	4-Way Head

### Common SIT Pilot Tubing



Order No.
SIT2182280


## Common / OEM Vented Space Heating & Furnace Pilots

Coleman



Order No.	Type Gas
CO9880A0161	LP

Empire




Order No.	Type Gas
1830-711	NAT/LP

Empire



Order No.	Type Gas
EMR2223	LP
EMR2224	Nat

Empire



Order No.	Type Gas
EMR3233	LP

Empire



Order No.	Type Gas
EMR714L	LP

Empire



Order No.	Type Gas
EMR715L	LP
For Nat, add 101095HA022 orifice	
Thermopile - 1950-001	

Empire



Order No.	Type Gas
EMR758L	LP

Empire



Order No.	Type Gas
EMR775L	LP

Goodman



Order No.	Type Gas
GMCB14010-11	Nat
For LP, add 390686-1 orifice	

Goodman




Order No.	Type Gas
GMCB14010-03S	Nat
For LP, add 10-114 orifice	

Reznor



Order No.	Type Gas
RE096361	LP


Rheem / Ruud



Order No.	Type Gas
RH62-21609-01	NAT
For LP, add 390686-1 orifice	


## (ODS) Vent-Free Hearth & Space Heating Pilots

**Universal**  
3/16" Male  
Thermocouple + Thermopile  
(Thermocouple is Metric Thread)




Order No.	Type Gas
SITLPG8404-SA*	LP
SITNG8204-SA*	Nat
* "-SA" includes an adaptor for use on female thread applications. If no adapter is desired, order without the "-SA" at the end.	

**Universal**  
3/16" Male  
Thermocouple Only  
(Thermocouple is Metric Thread)



Order No.	Type Gas
SITLPG8418-SA*	LP
SITNG8224-SA*	Nat
* "-SA" includes an adaptor for use on female thread applications. If no adapter is desired, order without the "-SA" at the end.	

**Old-Style Universal**  
3/16" Male  
Thermocouple Only  
(Thermocouple is Metric Thread)



Order No.	Type Gas
ODS-LP-A-SA*	LP
ODS-NAT-A-SA*	Nat
* Includes an adaptor for use on female thread applications.	

**Rasmussen**  
1/4" Male  
Thermocouple Only  
(Thermocouple is Standard Thread)



Order No.	Type Gas
RASODS-CN-LP	LP
RASODS-CN-NG	Nat

**Rasmussen**  
1/4" Female  
Thermocouple Only  
(Thermocouple is Standard Thread)




Order No.	Type Gas
RASODS-OP-LP	LP
RASODS-OP-NG	Nat

**Rasmussen**  
1/4" Female (Metric)  
Thermocouple + Thermopile  
(Thermocouple is Standard Thread)



Order No.	Type Gas
RASODS-ROP-LP	LP

**SIT**  
1/4" Female  
Thermocouple + Thermopile  
(Thermocouple is Standard Thread)




Order No.	Type Gas
SITLPG8409	LP

**Buck Stove**  
1/4" Male  
(Pilot Only)



Order No.	Type Gas
BUCKPE2150054	LP
BUCKPE2150053	Nat

**Rinnai**  
3/16" Male  
Has Removable Outer Bracket



Order No.	Type Gas
RINPC105-01P	LP
RINPC105-01N	Nat


## OEM Water Heater Pilots

**American**  
Pilot w/ Thermopile




Order No.	Type Gas
AM100093983	LP

**A O Smith / State**




Order No.	Type Gas
AOS100110197	LP
AOS100110196	Nat

**A O Smith / State**




Order No.	Type Gas
AOS100109928	LP
AOS100109926	Nat

**A O Smith / State**



Order No.	Type Gas
AOS100108776	LP

**A O Smith / State**  
Pilot w/ Thermocouple



Order No.	Type Gas
AOS100109253	LP

**Atwood**  
Pilot w/ Thermocouple




Order No.	Type Gas
AT91603	LP

**Bradford White**



Order No.	Type Gas
BW233-41296-01	LP


**Rheem / Ruud**



Order No.	Type Gas
RHWSP10764C	LP

## Common / OEM Pool Heater Pilots

**Hayward**



Order No.	Type Gas
HAHAXPLT1932	LP
HAHAXPLT1931	Nat

**Pentair**



Order No.	Type Gas
PF471291	LP
PF471292	Nat

**Teledyne Laars**



Order No.	Type Gas
TLR0096600	LP
For Nat, also order 388468H orifice	

**Raypak**



Order No.	Type Gas
RA002003F	Nat/LP

## Common / OEM Pool Heater Pilots (Continued)

Teledyne Laars



Order No.	Type Gas
1830-020	LP

Teledyne Laars



Order No.	Type Gas
TLR0493000	LP

Teledyne Laars



Order No.	Type Gas
TLR0027600*	LP

*\* Lighting tube is no longer available. You must reuse the original.*

## Common / OEM Commercial Cooking Pilots

**Popular Oven Pilot**

Commonly used on Garland, Vulcan, and US Range Ovens



Order No.	Type Gas
1830-115	Nat/LP

**Popular Fryer Pilot**

Commonly used on Pitco, American, DCS, Southbend, and Anets Fryers



Order No.	Type Gas
1830-489	Nat/LP

**Popular Fryer Pilot**

Commonly used on Star, Southbend, and Wells Fryers



Order No.	Type Gas
1830-490	Nat/LP

**Popular Fryer Pilot**

Commonly used on Imperial, Cecilware, Royal, Tri Star, and Vulcan Fryers



Order No.	Type Gas
1830-491	Nat/LP

**Baker's Pride**



Order No.	Type Gas
BPM1222X	LP
BPM1220X	Nat

**Blodgett**



Order No.	Type Gas
BL18585	LP

**Frymaster**



Order No.	Type Gas
FR810-0427	LP

**Frymaster**



Order No.	Type Gas
FR810-2155	LP

## Common / OEM Commercial Cooking Pilots (Continued)

Garland



Order No.	Type Gas
GA4522787	LP

Imperial



Order No.	Type Gas
IMP1120	Nat/LP

Pitco



Order No.	Type Gas
PI-60130902	LP

Vulcan



Order No.	Type Gas
VU426262-2	LP

## Common / OEM Commercial Cooking Top Pilot Lines

Universal Top Pilot  
3/16" x 17" Long  
Bend and Cut to Length



Order No.
10-383

Universal Top Pilot Tubing  
Flexible 3/16" Steel w/ Fittings



Order No.	Length
FST-18	18"
FST-24	24"

Southbend




SB1177447

SB1177448

Order No.	Description
SB1177447	Front
SB1177448	Rear

Vulcan



VU428111-G1

VU428112-G1

VU421573-G3

VU421573-G4

Order No.	Description
VU428111-G1	Front
VU428112-G1	Rear
VU421573-G3	Front
VU421573-G4	Rear

## OEM Commercial Cooking Pilot Tips (Charge Ports)

Southbend



Order No.
SB15878

Vulcan



Order No.
VU412063-2

## OEM Commercial Cooking Pilot Flash Tubes

Garland



Order No.
GA1084503


Southbend



Order No.
SBP3100

## Common / OEM Residential Cooking Pilots

**Maytag / Whirlpool**  
Pilot w/ Burner & Thermocouple



<b>Order No.</b>
<b>GEWB16K10061</b>

**Maytag / Whirlpool**




<b>Order No.</b>
<b>WHW10206112</b>

Most residential oven pilots are specific to their model. Please **call us** with your Brand, Model, and Serial number so we can find the pilot that is right for your application!

## Y75 Replacement Flame Sensors

Y75 Flame Sensors may be used to replace sensing probes in G60, G65, G67, G600, G670, or G770 electric ignition control systems.



These replacement probes must **not** be used for new field applications. They can be trimmed to the proper length of the Y75 being replaced. Packed two sensors per bag.

Order No.	Connector Style	Locating Dimension
<b>Y75AS-1</b>	90° Male Spade	0.34 In
<b>Y75AS-2</b>	Straight Male Spade	0.34 in
<b>Y75BS-1</b>	Straight Male Spade	0.57 in


## 10-760 Flame Sensor

The flame sensor has a high temperature Kanthol sensor rod that will withstand 1800°F. Sensor rod is 4" long and can be cut and bent to match original unit.



Order No.	Lead Length	Connector Style
<b>10-760</b>	30"	1/4" Female Quick Connect

## S1/S2 Flame Sensors



Order No	Description
<b>10-227</b>	S1 Sensor. Has 1/4" quick connect terminal.
<b>10-347</b>	S2 Sensor. Designed to fit an 1830 style pilot with "thermopile" (large) opening. Comes with 10-204 thermopile fitting.

## OEM Flame Sensors

**Honeywell Smartvalve  
Flame Sensor + Ignitor**  
32" Leads / ( Q3400A1081)



Order No.
SUPSSN24

A O Smith

**Common Flame Sensor**  
Used on Trane and many other furnace brands



Order No.
TRSEN01114

Goodman

**A O Smith  
Flame Sensor + Ignitor**



Order No.
AOS100093872

Nordyne



Order No.
AOS100110905

Southbend



Order No.
GMC0130F00010

Teledyne Laars



Order No.
NOR903600

**Vulcan**  
Flame Sensor + Electrode



Order No.
SB1195448



Order No.
TLR0458600



Order No.
VU424194-1

If you do not see the part you are needing, please **call us** with your unit's Brand, Model, and Serial number.



## 41-400 Series Hot Surface Ignitors - 110 Volts

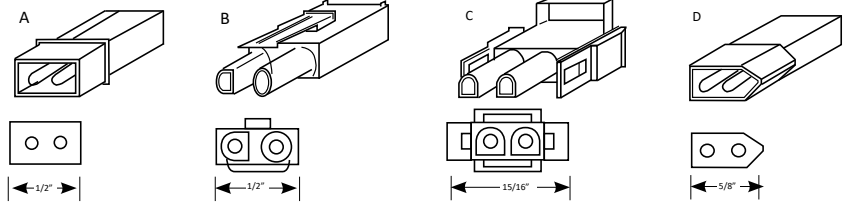
The 41-400 Series Ignitors deliver dependable ignition in heating system; from furnaces and boilers to rooftop heaters, infrared burners, unit heaters, water heaters, and many other types of HVAC equipment. They are designed to reach ignition temperature within 17 seconds.

### Ignitor Identification


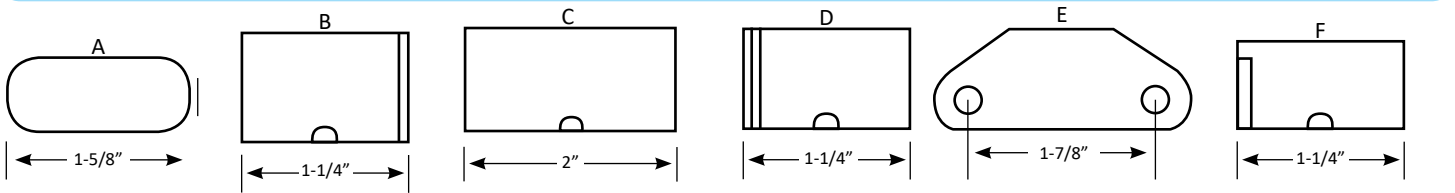
In order to select the correct replacement ignitor:

1. Match the Ceramic Block Style
2. Match the Terminal Connector Style
3. See below for correct part number.


### Terminal Connector Style



### Ceramic Block Styles



41-406



41-407



41-411



41-412



41-413



Special Mounting Brackets Included

41-414

Order No.	Factory Model	Ceramic Block	Terminal Connector	Lead Wire
41-401*	271A	A	A	4-1/2"
41-402	271W	B	NONE	19"
41-403	271M	C	NONE	5-1/2"
41-404**	271M	C	D	4-1/2"
41-405	271D	D	NONE	5-1/2"
41-406*	271Y	E	NONE	10-1/2"
41-407	271	C	B	4-1/2"
41-411**	271N	B	C	4-1/2"
41-412	271NM	F	D	5-1/4"
41-413	201C	2" Long x 1-3/8" Diameter	1/4" Q.C.	1-3/8"
41-414**	271NM	F	D	5-1/4"

\* Includes a gasket      \*\* Includes Special Mounting Adaptors

### Heating Ignitor Kit

Includes 41-401, 41-402, 41-403, 41-404, 41-405, 41-407 and SIG101 in a sturdy plastic box.

**Order No.**

**HI-KIT**

## F767 Hot Surface Ignitors - 110 Volt

The White-Rodgers F767 is a highly reliable ignitor because it provides a much larger surface area to ignite the gas. It can be used with either a 15, 17, or 45 seconds warm up time system. All replacements have 9" leads rated at 482° (250°C).  
 Electrical Rating: 120v AC, 60 Hz, 5.0 amps.



F767A-357



F767A-361



F767A-366



F767A-365

Order No.	Replaces OEM Type No.	OEM Lead Length	Lead Insulation Temp Rating	Electrical Connection	Ceramic Insulator Mounting Locator
<b>F767A-357</b>	767A-303 767A-353 767A-357	4-1/2" 6" 9"	200°C 250°C 250°C	Two (2) terminal receptacles with .093 male pins	Tab on left side
<b>F767A-361</b>	767A-301, 767A-350, 767A-306, 767A-354, 767A-361	4-1/2" 6" 9"	200°C 200°C 250°C	Two (2) terminal receptacles with .093 male pins	Tab on right side
<b>F767A-365</b>	767A-310 767A-365	4-1/2" 9"	200°C 250°C	1/4" female spade terminals, uninsulated.	Tab on right side
<b>F767A-366</b>	767A-311 767A-364 767A-366	4-1/2" 4-1/2" 9"	200°C 250°C 250°C	Two (2) terminal receptacles with .084 male pins	Tab on right side

## Common / OEM Heating Ignitors

Comfort Maker / Nordyne




Order No.  
SIG101

Goodman



Order No.  
GMC0230K00001

Goodman



Order No.  
GMCB14010-18S

Hired Hand / York



Order No.  
41-605

Hired Hand



Order No.  
HH6401-2914

Hunter  
601




Order No.  
HU921354

Nordyne / Miller  
271W



Order No.  
NOR902499

Nordyne / Miller  
FC047K



Order No.  
NOR903110A

York



Order No.  
YO32541021000

## Common / OEM Residential Oven Ignitors (Flat)

Replacements for Norton-style (flat) hot-surface oven ignitors. (Amperage Range: 3.3 - 3.6)



**Order No.**  
41-202

Used on self-cleaning



**Order No.**  
41-203



**Order No.**  
41-204

Used on many Amana models




**Order No.**  
41-206

Universal Ignitor Kit  
Used on many Maytag and others



**Order No.**  
41-207

Used on many GE & Hot Point models  
17" leads



**Order No.**  
41-209

Used on many Frigidaire models




**Order No.**  
41-210

Used on many Frigidaire models




**Order No.**  
WH12400035

Used on many Frigidaire models



**Order No.**  
GEWB2X9998

Used on many Maytag and  
Whirlpool models




**Order No.**  
EL5303935066

Used on many GE models




**Order No.**  
EL5304506545

Used on many Frigidaire models



**Order No.**  
EL316489400

Used on many Maytag and  
Whirlpool models



**Order No.**  
WHW10918546



**Order No.**  
GEWB13K10043

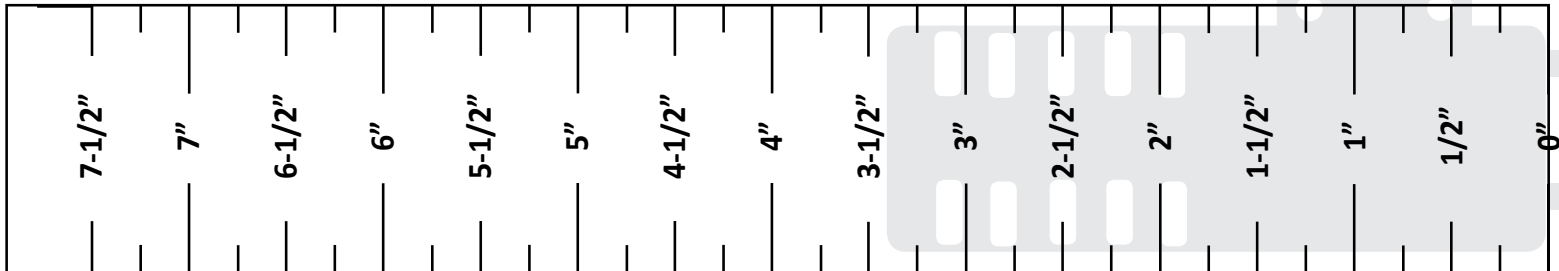


**Order No.**  
EL316489403



**Order No.**  
WH7432P136-60

**NOTE:** Place end with wires on 0" mark of ruler. Match overall length and select appropriate part number.



41-207  
41-206  
41-203

41-202  
41-204  
41-210

EL5303935066,  
GEWB2X9998,  
WHW10918546,  
WH7432P136-60

41-208,  
41-209, TH130,  
WH12400035,  
EL316489403,  
EL316489400,  
EL5304506545,  
GEWB13K10043

## Common Residential Oven Ignitors (Round)

Replacements for Carborundum-style (Round) hot-surface oven ignitors (Amperage Range: 2.5 - 3.0)

**Universal Round Ignitor**  
18" Leads



Order No.
TH130

**Norton-style (Flat) Carborundum Replacement**  
(Uses same amperage as a round ignitor)



Order No.
41-208

## Range Ignitor Kit

Includes 41-202, 41-203, 41-204, 41-207, TH130, and WH12400035 in a sturdy plastic box.



Order No.
RI-KIT

## Common / OEM Commercial Cooking Ignitors

**Blodgett**  
115V



Order No.
BL32265

**Southbend**  
24V



Order No.
41-224

**Southbend**  
120V



Order No.
SB1195748

## Piezo Ignitors

**Universal Piezo Ignitor**  
(Spring Clip Mounting)



Order No.
MA020676

**Universal Piezo Ignitor**  
(Retaining Nut Mounting)



Order No.
MA020676R

**Vanguard**  
Electronic AAA Battery Piezo  
(MARK 8-2-1.5-T5B)



Order No.
VA123651-01

**Universal Piezo Ignitor Cable**  
Round Female x Round Female



Order No.	Length
VA098271-10	20"
VA098271-03	36"

## Common / OEM Specific Water Heater Ignitors

**Honeywell Smart Valve  
Flame Sensor + Ignitor**  
32" Leads / (Q3400A1081)




Order No.  
**SUPSSN24**

**Piezo Ignitor**  
Honeywell



Order No.  
**AOS100109221**

**American**  
Fits Polaris



Order No.  
**AM100093631**

**American**  
Flame Sensor / Ignitor Assembly



Order No.  
**AM100093872**

**Bradford White**  
Used on EF units



Order No.  
**BW265-45543-00**

**Rheem**  
0206FC-024 (AP10972)




Order No.  
**SIG108**

**Rheem / Voyager**  
FF003



Order No.  
**RHWSP12143**

**Teledyne Laars Boiler**  
Heatmaker




NOTE:  
Shoulder  
is 1" tall.

Order No.  
**TLRW2002300**

## OEM Pool Heater Ignitors

**Hayward**  
IDL Models



Order No.  
**HAXIDLIGN1930**

**Sta-Rite**

**Hayward**  
FD Models / 120V



Order No.  
**HAFDXLIGN1930**

**Teledyne Laars**  
LLD Models / 120V

**Hayward**



Order No.  
**HAXHAXIGN1931**

**Teledyne Laars**  
LRZE Models

**Pacfab / Pentair**  
120V




Order No.  
**PF472604**


**Teledyne Laars**  
LJ Models / 120V



Order No.  
**SR777070054**



Order No.  
**TLR0317200**



Order No.  
**TLR0457501**



Order No.  
**TLR0367100**


## Common / OEM Dryer Ignitors

Universal Tab-Mounted Round Dryer Ignitor



Order No
41-982

Bracket for Round Ignitor



Order No
GEWE1X941

GE / Hotpoint




Order No
TH125

Universal Flat Dryer Ignitor



Order No
41-590

Maytag (Later Models)



Order No
41-021

Whirlpool / Speed Queen (101NM)



Order No
WH37001308

## Ignitor Kits

### Heating Ignitor Kit

Includes 41-401, 41-402, 41-403, 41-404, 41-405, 41-407, and SIG101 in a sturdy plastic box.



Order No.
HI-KIT

### Range Ignitor Kit

Includes 41-202, 41-203, 41-204, 41-207, TH130, and WH12400035 in a sturdy plastic box.



Order No.
RI-KIT

## HEATING MODULES

### S87 Direct Spark Ignition Modules

Provide electronic control of direct spark ignition systems used on gas fired furnaces, boilers, and other heating appliances.

- Lockout after one trial for ignition if main burner fails to ignite.
- Reset from thermostat after lockout.
- Use modules (except S87C) with any combination gas control designed for direct spark applications and rated at 2.0A or less.

Order No.	Lockout Timing	Application	Use With:
<b>S87B1024</b> <b>S87B1065</b>	21 sec. 4 sec.	Uses a single electrode for spark ignition and flame sensing. Includes optional alarm output.	Q347A Spark Ignitor
<b>S87C1006</b> <b>S87C1030</b>	6 sec. 21 sec.	Uses separate electrodes for spark ignition and flame sensing. For use only with Honeywell gas controls designed for DSI application.	Q347A Spark Ignitor and Q354A Flame Sensor
<b>S87D1004</b> <b>S87D1012</b> <b>S87D1020</b> <b>S87D1038</b>	6 sec. 11 sec. 4 sec. 21 sec.	Uses separate electrodes for spark ignition and flame sensing. Includes optional alarm output.	Q347A Spark Ignitor and Q354A Flame Sensor
<b>S87J1034</b>	21 sec.	Uses a single electrode for spark ignition and flame sensing.	Q347A Spark Ignitor



S87B1065

### S89 Direct Spark Ignition Modules

Provide electronic control of direct spark ignition systems with spark transformers. Used on gas-fired furnaces, boilers, conversion burners and other heating appliances.

- Lockout after one trial for ignition if main burner fails to ignite.
- Reset from thermostat after lockout.
- Use separate electrodes for spark ignition and flame sensing.
- Use any 24 Vac combination gas control designed for direct spark applications and rated at 2.0A or less.

Order No.	Lockout Timing	Application	Use With:
<b>S89E1058</b>	4 sec.	For use in direct spark ignition systems on gas-fired atmospheric and power burners. Provides safe start check before ignition.	VR845, VR854, VR8450, VR8540, VR8205 or VR8305 Combination Gas Control, or any dual valve rated 2.0A or less for DSI application.
<b>S89F1098</b> <b>S89F1106*</b>	4 sec. 4 sec.	For use in direct spark ignition systems on gas-fired atmospheric and power burners. Provides safe start check and 30 second purge period prior to ignition.	Q347A Spark Ignitor and Q354A Flame Sensor

\* Label applied upside down for inverted mounting.



S89F1098

## S8910U Universal Hot Surface Ignition Module

Provides electronic control of a direct ignition system using a 120 Vac hot surface ignitor.

- Provides easy field-replacement of a wide range of hot surface ignition modules manufactured by Honeywell, Robertshaw and White-Rodgers.
- For 120 Vac (up to 5.0A) hot surface ignitor (Norton 210/271 or equivalent).
- For local (single rod) or remote (dual rod) rectification type flame sensing.
- Contains easy-to use instructions plus the accessories required to adapt the existing hot surface ignition module.

TEMPERATURE RATINGS: Ambient: -40°F to + 175°F (-40°C to + 79°C)  
 SENSOR: Separate sensor required for remote sensor application  
 ELECTRICAL RATING: Power supply: 24V, 60 Hz.  
 Valve Contacts: 2A max.  
 Hot Surface Ignitor Voltage: 120 Vac, 60 Hz.

PREPURGE: 32 seconds.  
 BETWEEN TRIAL PURGE: 96 seconds (3 trial mode only).  
 FLAME FAILURE RESPONSE TIME: 1.5 seconds maximum.  
 IGNITION SEQUENCE: The number of trials for ignition and trial time is determined by the selection tab. If a selection tab is not installed, the module will operate at four seconds trial time and one ignition trial.



S8910U3000

Order No	Prepurge Time
S8910U3000	32 Seconds

## S89C Hot Surface Ignition Module

Provides electronic control of 120 Vac hot surface ignition systems used in furnaces, boilers and other heating appliances.

- **S89C is for systems with combination ignitor-sensor.**
- Use with Norton 201 Hot Surface Ignitors or equivalent.
- Lockout after one trial for ignition if main burner fails to ignite.
- Reset from thermostat after lockout.

Order No.	Lockout Timing	Application
S89C1087	6 sec.	For use in hot surface ignition systems to control hot surface ignitor and flow of gas in appliances. Provides single trial for ignition.



S89C1087

## S8610U Universal Intermittent Pilot Module

Field service replacement for most Honeywell, Robertshaw, Johnson, and UTEC intermittent pilot ignition modules.

- Provides ignition sequence, flame monitoring and safety shutoff for intermittent pilot central furnaces and heating appliances.
- Provides 100 percent pilot gas shutoff if pilot fails to light; after 6-minute delay, trial for ignition is repeated. Ignition trial/delay sequence is repeated until the appliance lights or call for heat is removed.
- For use with Natural or LP gas.
- Functional equivalent of S86, S8600, S8610 and S90 Modules.
- Includes cable adapters to allow field replacement of both Honeywell and competitive controls without replacing existing cable.

Order No.	Lockout Timing	Application
S8610U3009	90 sec.	For use in single rod or dual rod/remote sense applications.



S8610U3009



## 780 Direct Spark Ignition Modules (DS845)

DS845 Series Direct Ignition Controls are applicable to commercial cooking equipment, gas-fired heating and water heating systems of many types.

Order No.	Factory No.	Pre-Purge	Non-Pre-Purge	Remote Sensor	Local Sensor	Ignition Attempts (Before Lockout)	Valve Trial Time (sec.)	Supply Voltage
780-502	100-00832-13 DS845-NL-1-4		•		•	1	4	24 VAC
780-501	100-00832-16 DS845-PR-3-7	•		•		3	7	24 VAC
780-503	100-00832-17 DS845-PR-1-4	•		•		1	4	24 VAC
780-504	100-00832-21 DS845-NL-3-7		•		•	3	7	24 VAC



780-501

## 780 Hot Surface Ignition Modules (HS)

The 780 Hot Surface Ignition Module is designed for use on gas-fired heating systems.

Order No.	Factory No.	Pre-Purge	Non-Pre-Purge	Remote Sensor	Local Sensor	Ignition Attempts (Before Lockout)	Valve Trial Time (sec.)	Supply Voltage
780-783	HS-34PL-308A	•			•	3	8	120 VAC
780-785	HS780-34NL-306A		•		•	3	6	120 VAC
780-790	HS780-17NL-304A		•		•	3	4	120 VAC



780-783

## 780-845 Intermittent Ignition Module (SP845)

Provides 90 seconds of spark, followed by a 6 minute time delay (purge) between ignition attempts. After three tries, if no pilot flame is sensed, the control goes into a one hour lockout period. At the end of the lockout period, if the demand for heat is still present, the unit will repeat three tries for ignition.

**NOTE:** During lockout, you may override the auto-system and manually reset the unit at the thermostat.

### Specifications

Input Voltage:	24 VAC to 50/60 Hz
Transformer:	24 VAC/20 VA
Safety Lockout Timing:	90 seconds
Flame Failure Reignition Time:	2 seconds maximum
Ambient Temperature Rating:	-40° to 175°F (-40° to 80°C)

Order No.	Factory Model	Description
780-845	SP845NU-3-C	Universal lockout module has three 90 second trials interrupted by a 6 minute purge cycle before 100% lockout



780-845

\* Module has green diagnostic LED light to indicate normal operation or if failure occurs.

## 780-002 Universal Ignition Module (SP845)

Features a lockout feature to shut off all gas to the furnace should pilot ignition fail to occur after 3 tries. Each ignition period is 90 seconds followed by a 6 minute time delay between ignition attempts. After 3 tries if no pilot flame is sensed, unit goes into lockout and must be reset at the thermostat.

Also features a flame sense circuit that will work equally well on a one rod (local sense) or a two rod (remote sense) application. Includes vent damper adaptor assembly.

### Specifications

Input Voltage	24 VAC to 50/60 Hz
Transformer	24 VAC/20 VA
Flame failure reignition time:	8 seconds maximum
Ambient Temperature Rating:	-40° to 175°F (-40° to 80°C)



780-002

Order No.	Factory Model	Description
780-002	SP845	Lockout Universal Ignition Module

## 780-715 Non-Lockout Module (SP715)

Non-Lockout ignition module for NATURAL GAS ONLY. Features a flame rectification system. Use with gas valves 7000BDER, 7100DER, and 7200IPER. Replaces SP715 and SP715A.



780-715

Order No.	Factory Model	Description
780-715	SP715U	Non-Lockout. Natural gas ONLY.

## 50E47 Universal Hot Surface Ignition Module (Non-Integrated)

The universal non-integrated 50E47-843 replaces all White-Rodgers 50E47 Modules. For use with all gases on single stage applications. Includes program keys for multiple timing selections and tri-colored LED indicator for diagnostics.

### TEMPERATURE RATINGS:

Ambient: -40°F to + 175°F (-40°C to + 79°C)

### SENSOR:

Direct and Indirect Flame Sensing Options. Includes jumper to accommodate systems using Direct (sensing through the ignitor) or Indirect (sensing through a flame sensor).

### ELECTRICAL RATING:

Input Voltage: 18-30 VAC 60 Hz.

Valve Contacts: 1.5 amp @ 25 VAC 60Hz

Hot Surface Ignitor Voltage: 6.0 amp @ 120 VAC, 60 Hz



50E47-843

Order No.	Lockout Time	Ignitor Warm Up Time	Pre-purge Time	Retries
50E47-843	4 or 7 Sec.	17 or 45 Sec.	30 Sec.	0 or 2

## 50A55 Universal Integrated Furnace Control

Controls gas valve, ignitor, blower, inducer, humidifier and air cleaner. For use with single stage applications. Replaces most 50A50 and 50A55 modules.

- Includes flash code diagnostics
- Includes mounting hole template
- Adjustable blower relay




50A55-843

Order No.	Pre-purge	Retries	Trial for Ignition Period
50A55-843	30 Sec	2	4 Sec.

## OEM Specific Heating Ignition Modules

**ADP**  
(CGI-3, 19M54)



Order No.  
**ADP176777500**

**Carrier**  
(HK042FZ, 325878-751)




Order No.  
**50M56U-751**

**Coleman**



Order No.  
**CO7990-319P**

**Enerco / Mr.Heater**



Order No.  
**ENE60105**

**Goodman**  
(B18099-18)



Order No.  
**GMPCBAG123S**

**Heat-N-Glo**  
UT 6V Module




Order No.  
**HG2166-307**

**Modine**  
(UT 1003-600A)



Order No.  
**M05H80689**

**Goodman**  
(PCBBF112S)



Order No.  
**50A55-743**

**LB White / Hired Hand**  
(UT 1018-501)



Order No.  
**LBW509298**

**Nordyne / Miller**  
(UT 1018-204)



Order No.  
**NOR626421**

**Goodman**  
(B18099-13)



Order No.  
**50T35-743**

**Midco**  
(S8670J3002)



Order No.  
**MID842957**

**Trane**  
(50A55-486)



Order No.  
**TRCNT03797**

**Heat-N-Glo**  
Dexen 3V Module




Order No.  
**HG593-592**

**Modine**  
(UT 1097-215)



Order No.  
**M05H79749**


**Trane**  
(CNT05165, 50A65-476)



Order No.  
**TRKIT18110**

## COOKING MODULES

### 6500 Series Spark Modules



6513S0001



6548S0001



BR1801B173

Order No.	Description	Replaces
6513S0001	2 + 1 Combination (2 top burner + 1 oven)	Harper 6513 modules, Robertshaw SM3 and 41-513.
6548S0001	3 + 1 Combination (3 top burner + 1 oven)	Harper 6514 modules, Robertshaw SM4, and 41-514 module.
BR1801B173	3 + 1 Combination (3 top burner + 1 oven)	Harper 6549G1004

### Common / OEM Cooking Modules

**Common Residential Module**  
Eaton



Order No.	Configuration
EAY-54052-KIT	2 + 0

**Common Commercial Module (SM2)**  
Used by American Range, Blodgett, Jade, Southbend, and Vulcan



Order No.	Configuration
41-521	0 + 1 (Oven Only)

**Blodgett**  
(Fenwal 35-63J101-415)




Order No.
BL20348-F

**Imperial**  
(RAM-4)



Order No.
IMP37061

**Maytag / Whirlpool**  
(7431P027-60 / 74004283)



Order No.
WH12001596

**Pitco**



Order No.
PI-60152001

**Southbend**  
(Fenwal 35-655921-001)



Order No.
SB1175723

**Vulcan**



Order No.
VU424137-2

Many other ignition modules are available. For assistance finding the right one for your application, please **call us** with your unit's Brand, Model, and Serial number, or the numbers directly off of your module.

## WATER HEATING MODULES

**American**



AM10009369

Order No.	Description
AM100093697	Polaris models w/ pressure switch UT 1018-525
AM100093696	Polaris models w/o pressure switch UT 1018-524

**A O Smith**  
(S8600M1013)



Order No.
AOS100109929

**A O Smith**  
(BG1600M51EF-1AAC)



Order No.
C610U-1C

**A O Smith / Bradford White**



Order No.
780-845

**A O Smith / Bradford White**



Order No.
S8610U3009

**Rheem**



Order No.
780-790

## POOL HEATING MODULES

**Popular Ignition Module**  
Used on many Pentair/PacFab  
and Raypak models



Order No.
S8610U3009

**Hayward**



Order No.
HAFDXLICB1930

**Sta-Rite**  
(Fenwal 35-662903-003)



Order No.
SR420010052S

**Teledyne Laars**  
(Fenwal 35-652929-113)



Order No.
TLR0491300

## Miscellaneous

### 785 Series - Automatic Pilot Relight Kits

Designed for use on rooftop heating equipment, water heaters, boilers, space heaters, unit heaters, dryers, and other commercial, industrial, and residential appliances where the problem of pilot outage may occur. Ambient Temperature -40 to +185°F



785-001

Order No	Power Input	Description
785-001	24V/120V	Includes ignitor assembly and mounting bracket.
785-002	9V DC	Includes ignitor and reset button assembly. Battery not included.

### Standing Pilot to Intermittent Retrofit Kit

Kit allows for conversion of Standing Pilot ignition systems over to Intermittant Ignition. Use with **Nat** or **LP** gas.

Includes:

- 1 - Gas Valve
- 1 - Ignition Module
- 1 - Pilot Burner Hardware
- 1 - Ignition Cable
- 1 - Wiring Harness



<b>Order No.</b>
<b>Y8610U6006</b>

### Ignition Wiring Kit

Includes:

- 1 - 31" Cable
- 1 - Right Angle Boot
- 1 - Straight Boot
- 2 - 1/4" Quick Connects
- 2 - Heat Shrinks



<b>Order No.</b>
<b>IW-KIT</b>

## Ignition Cables



392125-2



394800-30



IC-36

Order No.	Description
<b>392125-2</b>	30", Right angle boot by straight boot.
<b>394800-30</b>	30", Right angle boot by female spade.
<b>IC-36</b>	36", Female spade by female spade.

## Gas Valves

### 1710 #11 (TS) Body

The 1710 Series replacement body is used with the 1720 Series replacement magnet heads.



1710-110

Order No.	Inlet & Outlet Size
1710-110	1/4" Pipe
1710-111	3/8" Pipe
1710-126	1/2" Pipe
1710-113	3/8" Tubing
1710-112	7/16" Tubing

### 1720 (TS) Magnet Head

Pilot Inlet & Outlet



1720-801


Pilot Outlet Only



1720-802

Order No.	Pilot Size
<b><u>Inlet &amp; Outlet Model - TS "J" Head</u></b>	
1720-801	Kit, 1/8" Pipe, 3/16" Tubing, 1/4" Tubing
<b><u>Outlet Only Model - TS "K" Head</u></b>	
1720-802	Kit, 1/8" Pipe, 3/16" Tubing, 1/4" Tubing

### 1720 (TS11J) Complete Magnet Head and Body Assembly



1720-004

Order No.	Body Inlet & Outlet Size	TS "J" Head Pilot Inlet & Outlet Size	OEM
1720-004	7/16" Tubing (Compression)	1/4" Tubing (Compression)	Vulcan
1720-005	1/4" Pipe	3/16" Tubing (Compression)	US Range, Duke, Imperial, Wells
1720-006	3/8" Pipe	3/16" Tubing (Compression)	Garland
1720-007	1/2" Pipe	1/4" Tubing (Compression)	Garland, Southbend
1720-008	1/4" Pipe	1/4" Tubing (Compression)	Wolf, DCS

If you do not see the part you are needing, please **call us** with your unit's Brand, Model, and Serial number.

## H15 Series (With Flow Interrupter)

**Description:**

Pilot gas is taken from the main line upstream of the valve. Control shuts off both main and pilot gases. Gas will pass only to pilot while the reset button is depressed. 100% Shut-off.



H15EQ-3

Order No.	Inlet & Outlet Female NPT (Pipe)	Pilot Tap	OEM
<b>H15 Series (Pilot In &amp; Out)</b>			
H15AR-3C	3/8"	1/8" Pipe	Wolf
H15HR-2C	3/8"	1/4" Compression	Garland
H15CQ-5	1/2"	1/4" Compression	
H15EQ-3C	3/4"*	1/4" Compression	
H15FQ-1	1"	1/4" Compression	
<b>OEM H15 (Pilot In &amp; Out) Valves</b>			
IMP1110-1	3/8"	1/4" Compression	Imperial, Baso H15HR-3
VU497765-2	3/8"	1/8" Pipe	Vulcan, Baso H15AR-4C
* Packaged with 3/4" to 1/2" and 3/4" to 3/8" reducer bushings.			

**Description:**

Pilot gas is taken from within the valve. Control shuts off both main and pilot gases. Gas will pass only to pilot burner while the reset button is depressed.



H15DA-3C

Order No.	Inlet & Outlet Female NPT (Pipe)	Pilot Tap	Pilot Gas Flow	OEM
<b>H15 Series (Pilot Out Only)</b>				
H15DA-3C	3/4"**	1/8" Pipe*	Internal	
H15FA-1	1"	1/8" Pipe*	Internal	
<b>OEM H15 (Pilot Out Only) Valves</b>				
VU498025	3/8"	1/8" Pipe	Internal	Baso H15AB-6C
* Pilot tap comes plugged ** Packaged with 3/4" to 1/2" and 3/4" to 3/8" reducer bushings.				

## H19 Series High Pressure

**Features:** 100% shutoff

**Specifications:**

- Maximum inlet pressure = 25 PSIG

**NOTE:** Flow Interrupter feature allows gas to only go to the pilot during lighting. Non-Flow Interrupter allows gas to both the pilot and the burner during lighting.



H19LA-1

Order No.	Inlet & Outlet Female NPT (Pipe)	Flow Interrupter	Pilot Tap
H19LA-1	3/8"	Yes	1/8"
H19TA-3*	1/4"	No	1/8"
*If 1/4" needed with flow interrupter, order H19LA-1 plus two (2) RB-3/8 x 1/4 reducer bushings.			



## H15 & H19 Series (With Manual Pilot Adjustment Valve)



H15DH-3



H19AL-2C

**Features:** 100% shutoff

**Specifications:**

- Pilot gas is taken from within the control.
- Gas will pass only to the pilot while reset button is depressed.

Order No.	Inlet & Outlet Female NPT (Pipe)	Pilot Tap
H15DH-3	3/4"***	1/8" Compression
H19AL-2C***	3/8"	1/4" Compression
** Packaged with 3/4" to 1/2" and 3/4" to 3/8" reducer bushings.		
*** Manual pilot valve does not have adjustable stop.		

## H17 Series (Without Flow Interrupter)



H17BB-1C

**Features:** 100% shutoff

**Specifications:**

- High temperature construction allows use in ambients up to 300°F (149°C)
- Maximum inlet pressure: 1/2 PSIG

Order No.	Inlet & Outlet Female NPT (Pipe)	Pilot Tap
H17AB-2	1/8"	1/8" Pipe
H17BB-1C	1/4"	1/8" Pipe
H17CB-3	3/8"	1/8" Pipe
H17DB-5	1/2"	1/8" Pipe

## H43 Series




H43AA-12C

**Features:** 100% shutoff

**Specifications:**

- Maximum inlet pressure: 1/2 PSIG



Order No.	Inlet & Outlet Female NPT (Pipe)	Pilot Tap	Manual Valve Handle or Rod	Pilot Adjustment	OEM
H43AA-12C	3/8"	1/4" Compression	Handle	Yes	
H43AB-4C	3/8"	1/4" Compression *	Handle	Yes	Cecilware
H43BA-2C	1/2"	1/4" Compression	Handle	Yes	
H43GA-3**	1/2"	1/4" Compression	1/4" Square Rod	No	
OEM H43 Series Valves					
STAR2J-8579	1/2"	1/4" Compression *	Handle	Yes	Star, Baso H43BB-2

\* Note Direction of Pilot Tap. See **Pilot Tap B**.

\*\* This valve is primarily used on Floor Furnaces

## 700 (7000GO) Series Millivolt Bleed Valves

These “bleed” valves are most commonly used in commercial fryers in conjunction with the 4290 (GS) Thermostat. Used on many Pitco Frialator models.




700-881

Order No.	Factory Model	Inlet (NPT)	Outlet (NPT)	Regulator Capacity*
700-881-LP	7000AMSGOR	1/2"	1/2"	LP Only / 100,000 Btu
700-881-NAT	7000AMSGOR	1/2"	1/2"	3.5" WC Nat Only / 100,000 Btu
700-886-LP†	7000BMSGOR	3/4"	3/4"	LP Only / 305,000 Btu
700-886-NAT†	7000BMSGOR	3/4"	3/4"	3.5" WC Nat Only / 305,000 Btu


† Includes (2) 3/4" x 1/2" Reducer Bushings. \* Btu / hr. Nat. Gas 100 Btu / cu. ft. gr. sp. 0.64 PD 1" W.C.

## 4020 (FMDA) & 4030 (FMEA) Safety Valves



4020 Series (FMDA)  
Pilot In & Out

**This Style of Safety Valve is No Longer Available**



4030 Series (FMEA)  
Pilot Outlet Only

### OPTIONS FOR REPLACEMENT:

**- IF THE SAFETY VALVE WAS ON A PIZZA OVEN -**

**Option 1:** *Call us* with the unit’s make, model, and serial number to see if there is a retrofit kit available from the manufacturer.

**Option 2:** Convert the pizza oven over to use a Millivolt system. *Call us* for more details on how to properly perform this conversion.

**Option 3:** *Call us* for information about having the valve rebuilt.  
Please Note: This option typically takes up to 6-8 weeks.

**- IF THE SAFETY VALVE WAS ON ANYTHING OTHER THAN A PIZZA OVEN, THE ONLY OPTION IS TO HAVE THE VALVE REBUILT.**

## Common / OEM Gas Valves

**Baker's Pride**



Order No.	Description
BPM1557X	TS11K

**Frymaster**  
Honeywell / 4 - Terminal



Order No.	Description
FR807-1604	LP, Millivolt (Metal Knob)
FR807-1603	Nat

**Frymaster / Pitco / Anets**  
Honeywell / 3 - Terminal




Order No.	Description
VS820A1054	Nat / LP Millivolt (Plastic Knob)

**Garland**  
Dual Solenoid Valve



Order No.	Description
GA1754902	LP / 24V

**Garland**



Order No.
GA4531799

**Imperial**  
Solenoid Valve / 120V



Order No.	Description
IMP38181	Baso H91DA-13

**Imperial**



Order No.	Description
IMP1110-1	Baso H15HR-3C 3/8" Inlet/Outlet (1/4" cc Pilot Taps to the right of inlet)

**Imperial**  
New Style



Order No.	Description
IMP36014	Safety / Thermostat Combo

**Southbend**



Order No.	Description
SB1180866	Baso H15CQ-3C 1/2" Inlet/Outlet (1/4" cc Pilot Taps to the left of inlet)

**Vulcan**




Order No.	Description
VU497765-2	Baso H15AR-4C 3/8" Inlet/Outlet (1/8" NPT Pilot Taps to right of inlet)

**Vulcan**



Order No.	Description
VU498025	Baso H15AB-6C 3/8" Inlet/Outlet (1/8" NPT Pilot Taps to the left of inlet)

**Vulcan**



Order No.	Description
VU497269-2	LP, 24V
VU497269-1	Nat, 24V

## Common / OEM Gas Valves (Cont)

Vulcan



Order No.	Description
VU819298	LP, 120V

Vulcan



Order No.	Description
VU770085-2	LP, 120V

## OEM Manual Shutoff Valves

Blodgett



Order No.
BL7854

Baker's Pride



Order No.
BPR3001X

## Common / OEM Burner Valves

Universal Top Burner Valve



Order No.	Description
4626-001	1/8" P x 1/8" P Normal Turn
4626-002	1/8" P x 1/8" P Push to Turn

Duke



Order No.	Description
DU3530	1/4" Comp

Eagle



Order No.	Description
EA302102	1/8" P x 1/4" Comp

Garland  
Oven Burner Shutoff



Order No.	Description
GA1085999	7/16" Comp

Garland



Order No.	Description
GA1087696	1/8" P x 3/16" Comp

Garland / Sunfire  
Griddle Valve



Order No.
GA1086595

Southbend



Order No.
SB1178202

Wolf



Order No.
WO19222

Misc Shutoff Valve



Order No.	Description
FM7125	1/8" P

If you don't see the part you are needing, please **call us** with your unit's Brand, Model, and Serial number.

## Thermostats & Limits

### 4200 (FD) Series (Body Type 1)


Valve response is either snap throttle (FDO) using dual internal valves giving full on to off operation, or throttle (FDTO) using a single internal valve which gives full on to by-pass operation.

Body Type #1



4200-002  
4200 (FD) Body Type #1

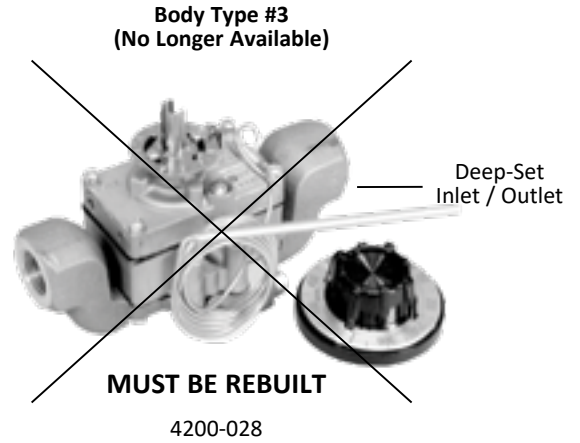

Model Type	Valve Action	Burner Flame Range	Typical Application
FDO	Snap Throttle	Full to off	Oven (150 to 550°F)
FDTO	Throttle	Full to by-pass	Oven (Low to 550°F)
FDH	Snap Throttle	Full to off	Oven (650°F)
FDTH	Throttle	Full to by-pass	Oven (650°F)
FDL	Snap Throttle	Full to off	Liquid - Fryers
FDTL	Throttle	Full to by-pass	Liquid - Fryers
FDS	Snap Throttle	Full to off	Surface Griddle
FDTS	Throttle	Full to by-pass	Surface Griddle



Gasket P/N 40-659

Order No.	Model Type	Inlet Side "F"	Inlet Rear "H"	Outlet Side "E"	Outlet Rear "G"	Pilot Outlet	Capillary Length	Mounting Position	Bulb Size (Nickel)
<b>100 TO 450 °F</b>									
4200-401	FDS	3/8" Pipe	3/8" Pipe	3/8" Pipe		Rear	30"	Up	3/8" x 3-1/2"
<b>150 TO 550 °F</b>									
4200-002	FDO		7/16" Tube		7/16" Tube	None	48"	4-Way	3/16" x 14-3/4"
4200-007	FDO	1/2" Pipe		1/2" Pipe		Side	48"	4-Way	3/16" x 14-3/4"
4200-012	FDO		7/16" Tube		7/16" Tube	None	72"	4-Way	3/16" x 14-3/4"
4200-017	FDTO	1/2" Pipe		1/2" Pipe		Side	54"	4-Way	3/16" x 14-3/4"
4200-018	FDO	3/8" Pipe		3/8" Pipe		None	72"	4-Way	3/16" x 14-3/4"
4200-025 <small>Uni-Kit</small>	FDO	3/8" Pipe	3/8" Pipe	3/8" Pipe	3/8" Pipe	Side & Rear	54"	4-Way	3/16" x 14-3/4"
<b>LOW (200 °F) TO 550 °F</b>									
4200-026 <small>Uni-Kit</small>	FDTO	3/8" Pipe	3/8" Pipe	3/8" Pipe	3/8" Pipe	Side & Rear	54"	4-Way	3/16" x 14-3/4"
<b>300 TO 650 °F</b>									
4200-503	FDTH	1/2" Pipe		1/2" Pipe		Side	48"	4-Way	3/16" x 15-3/8"
4200-514	FDH	1/2" Pipe		1/2" Pipe		Side	54"	4-Way	3/16" x 15-3/8"

## 4200 (FD) Series (Body Types 2 & 3)



Order No.	Model Type	Temp. Range	Body Type	Inlet / Outlet Size	Pilot	Capillary Length	Mounting Position	Bulb Size (Nickel)
REP-4200-005*	FDO	150-550°F	#2	1/2" Pipe	Side	48"	4-Way	3/16" x 14-3/4"
4200-011	FDTO	200-500°F	#2	1/2" Pipe	Side	48"	4-Way	3/16" x 14-3/4"
REP-4200-028*	FDTO	200-500°F	#3	1/2" Pipe	Side	54"	4-Way	3/16" x 14-3/4"
4200-505	FDTH	300-650°F	#2	1/2" Pipe	Side	48"	4-Way	3/16" x 14-3/4"
4200-508	FDH	300-650°F	#2	1/2" Pipe	Side	48"	4-Way	3/16" x 14-3/4"

\* Must be rebuilt. Call for more information.

## 4290 (GS) Series - Gas Snap-Action Hydraulic Control

The 4290 Series is a snap-action hydraulic thermostat used to obtain accurate temperature control by interrupting the main burner gas flow.



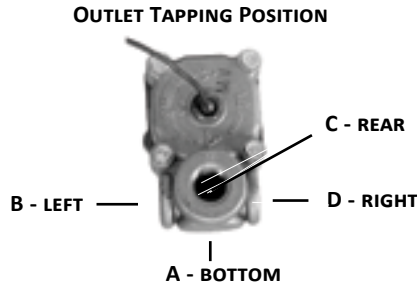
Controls do not have a pilot outlet

Order No.	Temp. Range	Replaces Factory No.	Capillary Length	Bulb O.D. (Nickel Finish)	Inlet Size	Outlet Size	Stuffing Box (Pipe Size)
4290-008	60 to 250°F	GS-C8-060-00-14	60"	3/8" x 4-1/2"	3/8" Pipe	3/8" Pipe	3/8" Nickel
4290-001	200 to 400°F	GS-01-030-01-14	30"	3/8" x 5-3/8"	1/4" Tubing†	1/4" Tubing†	1/4" Nickel
4290-005	200 to 400°F	GS-A5-048-04-14	48"	1/4" x 11-7/8"	1/4" Tubing†	1/4" Tubing†	3/8" Nickel
4290-006	200 to 400°F	GS-A6-030-18-14	30"	3/8" x 5-3/8"	1/4" Tubing†	1/4" Tubing†	1/4" Nickel
4290-011	200 to 400°F	GS-11-030-00-14	30"	3/8" x 5-3/8"	3/8" Pipe	3/8" Pipe	3/8" Nickel
4290-020	220 to 550°F	GS-J1-036-00-04	36"	3/16" x 12-1/4"	1/4" Tubing†	1/4" Tubing†	3/8" Nickel

† Includes fitting for 3/16" tubing.

## 4350 (BJWA) Commercial BJ Thermostats

4350 Commercial Thermostat Kits are designed specially for heavy-duty commercial oven and griddle applications. These thermostats can be mounted in any of the four manifold positions. Rear housing may be rotated as required. Plugs are included with models having 4-position outlet tapping.



Order No.	Temp Range	Main Outlet(s) Size	Main Outlet(s) Position	Pilot Outlet	Capillary Length	Bulb Size	Notes
<b>BJ KITS FOR OVENS</b>							
4350-027	250 to 550°F	1/4" Pipe	A,B,C,D	Yes	48"	3/16" x 11-3/16"	Wide Flange
4350-030	250 to 550°F	1/4" Pipe	A,B,C,D	Yes	72"	3/16" x 11-3/16"	Wide Flange
4350-029	250 to 550°F	7/16" Tubing*	C	Yes	48"	3/16" x 11-3/16"	Wide Flange
* 1/4" pipe & 3/8" tubing fittings included.							
<b>BJ KITS FOR GRIDDLES</b>							
4350-028	150 to 400°F	1/4" Pipe	A,B,C,D	Yes	36"	3/16" x 8-5/8"	Wide Flange
<b>BJ FOR A STEAM TABLE (HAS 3/8" STUFFING BOX)</b>							
4350-034	100 to 200°F	7/16" Tubing	C	Yes	36"	3/16" x 15" Copper	Steam Tables, Duke 3509
<b>BJ FOR OVENS - EXACT REPLACEMENTS†</b>							
4350-038	250 to 550°F	1/4" Pipe	B,D	Yes	24"	3/16" x 11-3/16"	Vulcan 20028
4350-043	250 to 500°F	1/4" Pipe	A	No	48"	3/16" x 11-3/16"	US Range 227019
4350-044	250 to 550°F	1/4" Pipe	D	No	48"	3/16" x 11-3/16"	Vulcan 408823-6
<b>BJ FOR GRIDDLES - EXACT REPLACEMENTS†</b>							
4350-041	150 to 400°F	1/4" Pipe	B,D	No	36"	3/16" x 8-5/8"	US Range 227000, Wolf 719362
4350-049	150 to 400°F	3/8" Pipe	A	No	36"	3/16" x 12-3/4"	Garland 1224500

† Exact replacements do not always include all accessory parts.

### Warning

BJ Thermostats are VERY sensitive to changes of the calibration screw. Every notch shown around the ring represents a 25° change in temperature. Anything past a 1/4 turn (90°) in either direction will damage the thermostat and void the manufacturer's warranty. Also, rotating the rear housing requires special instruction. Please check out the "Tech Resources" section of this catalog for more information.

### Flange Nipple Kit 4510 (BJFMA Series)

Narrow type with "O" rings and adaptors to convert from 1/8" pipe to a 9/16" pipe thread size.

Includes 1 each:  
15/32" length  
19/32" length  
23/32" length



<b>Order No.</b>
4590-051

### Gasket for Flange Nipple 4500, 4520 (BJ Series)



<b>Order No.</b>
40-010

## 5300 (KX/RX) Series Millivolt Electric Thermostats



5300-403

The RX Series are millivolt direct current thermostats.

They are SPST - Break on temperature rise.

Maximum ambient temperature: 230°F (110°C)  
Stem length: 13/16".

NOTE: Use of this control on alternating current (AC) will damage the switch.

Order No.	Dial Temp Range	Capillary Length	Bulb Size	Stem Flat Position	Robertshaw Model #	OEM Part No. / Comments
5300-401	200-400°F	36"	3/8" x 5-5/8" Nickel	Down	KX-87, KX-299	Pitco 60125401 + 5047587, Imperial 1175 + 0319, Dean 1209
5300-402	200-400°F	24"	3/8" x 5-5/8" Nickel	Down	KX-396, RX-2	Vulcan 411506-13, Star 2T-Y9265
5300-403	200-375°F	24"	3/8" x 5-5/8" Nickel	Down	KX-404, RX-3	Frymaster 807-1692
5300-404	245-406°F	30"	5/16" x 8-3/4" Stainless Steel	Left	KX-216, KX-439	Keating 021081 + 17370
5300-406	200-375°F	36"	3/8" x 5-5/8" Nickel	Down	KX-433	Cecilware L345A

## 5300-700 (KX) Series Electric Low Voltage Thermostats



5300-744

The 5300-700 Series Controls were specifically designed for pilot-duty (low voltage) applications.

Contacts are rated for 50 VA PD.

Maximum ambient temperature: 230°F (110°C)  
Stem length: 13/16".


Order No.	Dial Temp Range	Capillary Length	Bulb Size	Bracket Dimensions	Stem Flat Position	Factory Model #	OEM Part No. / Comments
5300-770	175-500°F	60"	3/16" x 11-5/8" Nickel	1-3/4"	Down	KX-112	Vulcan 411506-3
5300-714*Δ	200-400°F	48"	1/4" x 12-1/8" Nickel	1-3/4"	Left	KX-65	Vulcan 410687-1
5300-711†Δ	200-400°F	36"	3/8" x 5-5/8" Nickel	1-3/4"	Down	KX-87	Dean 1204
5300-796*Δ	200-375°F	36"	3/8" x 5-5/8" Nickel	1-3/4"	Down	KX-433	Cecilware L345A
5300-757Δ	245-400°F	30"	5/16" x 10-1/2"	1-3/4"	Left	KX-439	Sleeving on Cap

Δ Control is dip-sealed /

\* Has 3/8" pipe stuffing box - Nickel / † Has 1/4" pipe stuffing box - Nickel



## 5225 (LCC) Series AUTOMATIC Reset Limit Controls



5225-028

The 5225 Series Automatic Reset or cycling models do not have a reset button and feature SPDT switch action. Should the temperature exceed the control's fixed setting, the normally closed (N.C.) contacts will open. At the same time the normally open (N.O.) contacts will close, and could be used to signal the over-temperature condition if so desired. Temperature must drop approximately 25°F before the normally closed contacts will reset.

Mounting Brackets: See chart at the bottom of this page.

### Replacement Models - Automatic Reset

Order No.	Temp. Setting (Fixed)	Capillary Length	Bulb Size (Nickel Finish)	Stuffing Box	Mounting Bracket	Factory Model No.	OEM Part No. / Comments
5225-207	425°F	36"	5/16" x 3-5/8	1/4"Pipe	#7	LCCM-21-036-00-00	Dean 2191
5225-011	450°F	30"	1/4" x 4-7/8"	1/4"Pipe	#1	LCCM-28-030-00-00	South Bend 1054200
5225-028	450°F	36"	5/16" X 3-5/8"	3/8"Pipe	#1	LCC-08-036-00-00	Wolf 13803
5225-010	450°F	60"	3/16" x 4-7/8"	3/8"Pipe	#1	LCC-36-060-00-00	Vulcan 410840-2

## 5225 (LCH) Series MANUAL Reset Limit Controls



5225-112

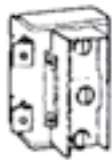
The 5225 Series Manual reset models have a reset button and feature SPST switch action. The reset button is a trip free design, and the switch contact will reset only when the reset button is released after being depressed. Temperature must drop approximately 50°F before the switch contacts can be closed by depressing the reset button.

Mounting Brackets: See chart at the bottom of this page.

### Replacement Models - Manual Reset

Order No.	Temp. Setting (Fixed)	Capillary Length	Bulb Size (Nickel Finish)	Stuffing Box	Mounting Bracket	Factory Model No.	OEM Part No. / Comments
5225-073	440°F	36"	5/16" x 3-5/8"		#15	LCHM-24-036-00-00	Cecilware L346A
5225-112	450°F	30"	1/4" x 4-7/8"	1/4"	#3	LCHM-05-030-00-00	Pitco PP10084
5225-009	450°F	30"	5/16" x 3-5/8"		#1	LCH-37-030-00-00	Star 2T-Y1668
5225-059	450°F	36"	5/16" x 3-5/8"	3/8"	#1	LC-14-036-00-00	Star 2T-Y1860
5225-015	490°F	30"	1/4" x 6-1/2"		#4	LCH-AB-030-00-00	Hobart/Vulcan

### Mounting Bracket Type



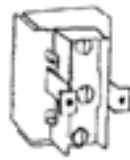
Type #1



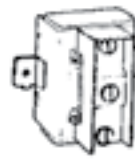
Type #3



Type #4



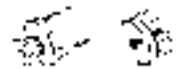
Type #7



Type #10




Type #15



Stuffing Box

## Common / OEM Thermostat and Limit Controls

Blodgett



BL18578



BL18234



BL18588

Order No.	Description
BL18578	Thermostat Board
BL18588	Temp Probe
BL18234	Potentiometer

Dean / Frymaster



Order No.	Description
5225-207	High Limit 450°F

Dean / Frymaster



Order No.	Description
5300-403	RX-11 Millivolt

Dean / Frymaster



Order No.	Description
FR806-0183	Operating Thermostat 4" Probe

Dean / Frymaster



Order No.	Description
FR806-7972	Operating Thermostat 3" Probe

Dean / Frymaster



Order No.	Description
FR826-2013	200-400°F 1/4" Stuffing Box

Dean / Frymaster



Order No.	Description
FR826-1177	High Limit

Garland



Order No.	Description
4350-039	BJ Thermostat

Garland



Order No.	Description
GA1086700	BJWA Rotated Rear Housing

Imperial



Order No.	Description
5225-028	High Limit

Imperial



Order No.	Description
IMP1150	BJ Thermostat

Pitco



Order No.	Description
4290-006	200-400°F Used on Millivolt Bleed-Style Systems


## Common / OEM Thermostat and Limit Controls (Continued)

Pitco



Order No.	Description
5300-401	Used on most Non-Bleed Style Pitco Millivolt Fryers. Used by Pitco, Imperial, Dean, and others.

Pitco



Order No.	Description
5225-112	High Limit Used on All Pitco Fryers

Southbend



Order No.	Description
SB1181998	Thermostat Board
SB1181996	Temp Probe

Southbend



Order No.	Description
4290-011	200-400°F GS Thermostat

Southbend



Order No.	Description
SB1191727	RX Millivolt

Southbend



Order No.	Description
SBB94-00002-01	BJWA Thermostat

Vulcan




Order No.	Description
4350-044	BJWA Thermostat

Vulcan



Order No.	Description
VU417424-G1	BJWA Thermostat Wide Flange Includes Dial

Vulcan



Order No.	Description
VU419670-1	450°F High Limit 3/8" Stuffing Box

Vulcan



Order No.	Description
VU719298	BJWA Thermostat

Vulcan



Order No.	Description
VU810071	KX Thermostat 30" Capillary

Wolf



Order No.	Description
4350-041	Griddle Thermostat Star, Wolf

## Pilots

### Common / OEM Pilots

**Popular Oven Pilot**  
Commonly used on Garland, Vulcan, and US Range Ovens



Order No.	Type Gas
1830-115	Nat/LP

Baker's Pride

**Popular Fryer Pilot**  
Commonly used on Pitco, American, DCS, Southbend, and Anets Fryers



Order No.	Type Gas
1830-489	Nat/LP

Blodgett

**Popular Fryer Pilot**  
Commonly used on Star, Southbend, and Wells Fryers



Order No.	Type Gas
1830-490	Nat/LP

Frymaster

**Popular Fryer Pilot**  
Commonly used on Imperial, Cecilware, Royal, Tri Star, and Vulcan Fryers



Order No.	Type Gas
1830-491	Nat/LP

Frymaster



Order No.	Type Gas
BPM1222X	LP
BPM1220X	Nat

Garland



Order No.	Type Gas
BL18585	LP

Imperial



Order No.	Type Gas
FR810-0427	LP

Pitco



Order No.	Type Gas
FR810-2155	LP

Vulcan



Order No.	Type Gas
GA4522787	LP



Order No.	Type Gas
IMP1120	Nat/LP



Order No.	Type Gas
PI-60130902	LP



Order No.	Type Gas
VU426262-2	LP

## Common / OEM Top Pilot Lines

**Universal Top Pilot**  
3/16" x 17" Long  
(Bend and Cut to Length)



Order No.
10-383

**Universal Top Pilot Tubing**  
Flexible 3/16" Steel w/ Fittings



Order No.	Length
FST-18	18"
FST-24	24"

**Southbend**




SB1177447

SB1177448

Order No.	Description
SB1177447	Front
SB1177448	Rear

**Vulcan**



VU428111-G1

VU428112-G1

VU421573-G3

VU421573-G4

Order No.	Description
VU428111-G1	Front
VU428112-G1	Rear
VU421573-G3	Front
VU421573-G4	Rear


## OEM Top Pilot Adjustment Valves

**Style 1**



126590  
40-973  
GA1086199

**Style 2**



VU404193-1  
VU404193-2

**Style 3**



VU420786-1  
VU420786-2

Order No.	Connection Sizes	Style
126590	1/8" Pipe x 1/4" Comp	#1
40-973	1/8" Pipe x 3/16" Comp	#1
GA1086199	1/8" Pipe x 1/8" Comp	#1
VU404193-1	1/8" Pipe x 1/4" Comp	#2
VU404193-2	1/8" Pipe x 3/16" Comp	#2
VU420786-1	1/8" Pipe x 3/16" Comp	#3
VU420786-2	1/8" Pipe x 1/4" Comp	#3

## OEM Pilot Tips (Charge Ports)

**Southbend**



Order No.
SB15878

**Vulcan**



Order No.
VU412063-2

## OEM Pilot Flash Tubes

**Garland**



Order No.
GA1084503

**Southbend**



Order No.
SBP3100

## Ignitors & Modules

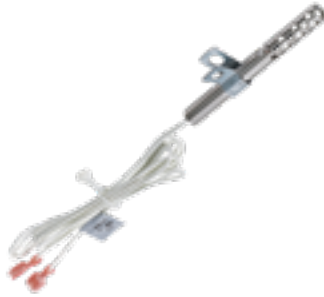
### Common / OEM Commercial Cooking Ignitors

**Blodgett**  
115V



Order No.
BL32265

**Southbend**  
24V




Order No.
41-224

**Southbend**  
Silicon Nitride / 120V



Order No.
SB1195748

**Vulcan**



Order No.
VU423754-1

### Common / OEM Commercial Cooking Ignition Modules

**Common Module - SM2**  
Commonly used by American Range,  
Blodgett, Jade, Southbend, Vulcan, and others



Order No.
41-521

**Blodgett**  
(Fenwal 35-63J101-415)



Order No.
BL20348-F

**Imperial**  
(RAM-4)



Order No.
IMP37061

**Pitco**



Order No.
PI-60152001

**Southbend**  
(Fenwal 35-655921-001)



Order No.
SB1175723

**Vulcan**



Order No.
VU424137-2

## Knobs, Switches, and Miscellaneous

### Gas Thermostat Knobs

**4200 (FD Series)**  
SLIP-FIT 4-Way mount dial kits.  
Includes blank knob and overlay.



4590-077

Order No.	Temperature Range
4590-077	150-550°F
4590-078	Low-550°F
4590-079	300-650°F
4590-515	Knob

**4200 (FD Series)**  
SLIP-FIT Dial Overlays.



4590-470

Order No.	Temperature
4590-470	150-550°F
4590-471	200-550°F
4590-472	300-650°F

**4350, 4500, 4700, 4800**  
(BJWA, BJ, BH and U Series) Dials  
For "D" stem applications.  
Mounts four ways.



4590-002

Order No.	Dial Marking	Color
4590-002	250-550°F plus Broil	White
4590-003	250-550°F plus Broil	Black

**4350, 4700 (BJWA, U Series)**  
Griddle Type. For "D" stem applications.  
Mounts four ways.



4590-004

Order No.	Dial Marking	Dial Color
4590-004	150-400°F	Black

**4400, 4510, 4700, 4800**  
(BJWA, MP, UAF, BH and UHF Series)  
Lo-temp oven dial for "D" stem application.  
Mounts four ways.



4590-023

Order No.	Dial Marking	Dial Color
4590-022	140-550°F plus Broil	Black
4590-023	140-550°F plus Broil	White

**5500 (Infinite Switch)**  
Dial Marking Low to High  
Fits Stem Size .187



40-168

Order No.	Color	Stem Flat
40-158	Black	Down
40-168	White	Down

## Electric Thermostat Knobs & Overlays

SLIP-FIT 4-Way Mount Dials for "D" stem type kit controls. Includes blank dial and overlay. All stem sizes are .187

Order No.	Temperature Range
4590-089	150-500°F & Broil
4590-090	1-10
4590-092	Hold 1-2-3 Broil
4590-093	60-250°F
4590-094	100-200°F
4590-095	100-450°F
4590-096	100-550°F
4590-097	200-550°F
4590-098	200-400°F
4590-099	300-700°F
4590-516	Knob



4590-090

SLIP FIT Dial Overlays

Order No.	Temperature Range
4590-490	1-10 Narrow Arc
4590-492	Broil, 3, 2, 1, Hold
4590-493	60-250°F
4590-494	100-200°F
4590-495	100-450°F
4590-498	200-400°F
4590-499	300-700°F



4590-495

## Common / OEM Commercial Cooking Knobs

Universal Commercial Top Burner Knobs



Order No.	Description
B-98	Chrome Metal
B-278	Black Plastic (Heat Resistant)

Comstock Castle



Order No.
CC-18030

Duke Mfg. High-Med-Low




Order No.
DU3511

Eagle



Order No.
EA302095

Frymaster



Order No.
FR810-0334

Garland



Order No.
GA1086703

Garland



Order No.
GA1314003-B

Garland Oven Knob



Order No.
GA1089101



## Common / OEM Knobs (Continued)

MagiKitch'n



Order No.
MK350110323

Pitco




Order No.
40-367

Rankin-Delux



Order No.
RDGM-18-16

Southbend



Order No.
40-371

Southbend



Order No.
40-372

Southbend




Order No.
SB1073496

Southbend



Order No.
SB1160534

Southbend



Order No.
SB1178204

Star



Order No.
STAR2R-Z1273

Star



Order No.
STAR2R-9499

Vulcan



Order No.
40-370

Vulcan  
Dial w/ Metal Shaft. Notch Position Up.



Order No.	Description
40-392	Red Dial
40-343	Black Dial

Vulcan



Order No.
VU420560-1

There are MANY other knobs available. If you do not see the part you are needing, please **call us** with your unit's Brand, Model, and Serial number.

## Common / OEM Knob Stems and Adaptors

**Stem Length Adaptor (3-1/2")**  
4400, 4500, 4510, 4700  
(MP, BJ, FA and U Series)



Order No.
40-026

**"D" Stem Adaptor**  
4350, 4500, 4510  
(BJ Series) 21/32" Length



Order No.
40-029

**"D" Stem Adaptor**  
4510 (BJFMA Series)  
1-1/8" length



Order No.
40-189

**Star**  
Thermostat Stem Adaptor  
1-3/4" length.  
Notch Up / Flat Right



Order No.
STAR2T-Y7590

## Common Switches

**Toggle Switch**  
On/Off, Screw Terminals  
15A/125 10A/250V  
SPST



Order No.
80-864

**White Rocker Switch**  
On/Off, 1/4" Terminals  
15A/125 10A/250V  
DPST 4 Prong



Order No.
80-164

**Rocker Switch**  
On/Off, 1/4" Terminals  
15A/125 10A/250V  
DPST 2 Prong



Order No.	Description
80-166	White Rocker Blodgett 6497
80-165	Blue Rocker Blodgett 6496

**White Rocker Switch**  
2-Position, 1/4" Terminals  
20A 125/277V  
DPST 4 Prong



Order No.
80-224

## Common Miscellaneous OEM Parts

**Blodgett**  
Temperature Sensor



Order No.
BL18588

**Blodgett**  
Transformer



Order No.
BL20355

**Garland**  
Door Spring



Order No.
GA1005800

**Garland**  
20" Burner



Order No.
GA1028197

## Common Miscellaneous OEM Parts (Continued)

**Garland**  
25-1/4" Burner



Order No.
GA1467400

**Garland**  
60" Thermocouple



Order No.
GA4523506

**Imperial**  
Thermocouple + Extension



Order No.	Description
IMP36017	18" Thermocouple
IMP36016	48" Extension

**Pitco**  
Limit Lead Wire



Order No.
PI-B6779850

**Pitco**  
SG Series Burner



Order No.
PI-B8046101

**Pitco**  
1-1/4" Drain Valve




Order No.
PI-P6071785

**Southbend**  
Flame Sensor



Order No.
SB1195448

**Vulcan**  
Temperature Probe



Order No.
VU353589-1

**Vulcan**  
2-1/4" Air Shutter



Order No.
VU404060-1

**Vulcan**  
Micro Switch



Order No.
VU411496-F1

**Vulcan**



Order No.
VU406820-1

**Universal Wok Burner**  
18-Tip



Order No.	Type Gas
WOK-B-LP	LP
WOK-B-NAT	Nat

We carry a full line of appliance regulators and food-service installation products. Be sure to check out both the **“Regulators & Solenoid Valves”** and **“Installation - Test Equipment - Tools”** sections of this catalog to find regulators, commercial-grade gas hoses, and diagnostic tools.

## T&S Brass Commercial Kitchen Fixtures

Swing Nozzle



Order No.	Length
T&S061X	10" 3-3/4" Clearance
T&S062X	12" 3-3/4" Clearance

Stainless Steel Flexible Hose



Order No.	Length
T&SB-0044-H	44"
T&SB-068-H	68"

Spray Valve Kit  
(Normal Flow)



Order No.	Description
T&SB-0107	Normal Flow 1.42 GPM

Spray Valve Kit  
(Low Flow)



Order No.	Description
T&SB-0107-C	Low Flow 0.65 GPM

Pre-Rinse Spring



Order No.
T&S000888-45

Cold Side Cartridge



Order No.
T&S002713-40

Hot Side Cartridge



Order No.
T&S002714-40

Pedal Valve Bonnet Assembly



Order No.
T&S005312-40

6" Bracket Assembly



Order No.
T&SB-0109-01

Vacuum Breaker Repair Kit  
1/2"




Order No.
T&SB-0969-RK01

## Gas Valves

### Common/ OEM Residential Cooking Safety Valves

**4060 Series Safety Valves**




**This Style of Safety Valve is No Longer Available**

They can typically be rebuilt, or it is possible one of the "5817" style valves listed to the right may work.


4060-701

**Common Old-Style Safety Valve**  
Used on many older Amana, Brown, GE, Maytag, and others



Order No.	Description
5817S0007	14" Capillary. Inlet Options - 3/16" & 7/16". Outlet Options - Hood, 3/16", & 7/16".

**Common Old-Style Safety Valve**  
Used on many older GE ranges




Order No.
5817H0088

**Common Safety Valve**  
Eaton



Order No.
EAY-30128-35AF

**Frigidaire**  
(Y-76000-7)




Order No.
EL316404901

**Brown / Whirlpool**  
(Y-30128-58)




Order No.
WH7501P133-60

**Frigidaire**  
(Y-30172-2)




Order No.
EL5303208499

**Frigidaire**  
(Y-76000-10)




Order No.
EL316031501

**GE**  
(Y-30194-18)




Order No.
GEWB19K10041

**Frigidaire**  
(Y-76000-2)



Order No.
EL316404900


**GE**  
(Y-30194-24)



Order No.
GEWB19K10043


## Common/ OEM Residential Cooking Safety Valves (Continued)

GE  
(Y-75001-4)



Order No.
GEWB19K10044

GE  
(Y-30300-1)




Order No.
GEWB19K10051

GE  
(Y-30100-18)




Order No.
GEWB19K13

GE  
(Y-30128-77)




Order No.
GEWB19K31

GE  
(Y-30148-23)



Order No.
GEWB21T10014

Maytag / Whirlpool  
(Y-68158-7)



Order No.
WH9755424

Maytag / Whirlpool  
(Y-30194-SB16)




Order No.
WH74006427

Maytag / Whirlpool  
(Y-30171-19)



Order No.
WH98014893

Maytag / Whirlpool



Order No.
WHW10293048

## Common/ OEM Residential Cooking Top Burner Valves

### 4626 Series Universal Top Burner Valve

Valve has a .240" stem flat height, flat down, 2" stem (from center of inlet), 1/8" pipe inlet with needle valve and orifice hood for LP or Natural gas applications. Needle and orifice hood included.

For most LP gas applications tighten hood down against needle. For most Natural gas applications tighten hood down against needle and then back it off 1 1/4 turns. In either case, adjust hood until burner maintains a constant blue flame.

Most residential range burner valves are specific to their model. Please **call us** with your Brand, Model, and Serial numbers so we can find the valve that is right for your application!

Turns Without Pushing In



Order No.
4626-001

Push In To Turn




Order No.
4626-002

## Thermostats & Range Controls

### Common / OEM Residential Cooking Thermostats

**Eaton**  
Used on many older Maytag and Whirlpool ranges



Order No.
EAEGT-08

**Frigidaire**  
Clock Assembly



Order No.
EL316455410

**GE**




Order No.
GEWB20K8

Most modern residential range thermostats are specific to their model. Please **call us** with your Brand, Model, and Serial numbers so we can find the thermostat that is right for your application!

### OEM Oven Temperature Probes

**GE**



Order No.
GEWB21X5301

**Whirlpool**



Order No.
WH12001655

## Ignitors

Replacements for Norton-style (flat) hot-surface oven ignitors. (Amperage Range: 3.3 - 3.6)



<b>Order No.</b>
<b>41-202</b>

Used on self-cleaning



<b>Order No.</b>
<b>41-203</b>

Used on many Frigidaire models



<b>Order No.</b>
<b>41-204</b>

Used on many Amana models




<b>Order No.</b>
<b>41-206</b>

Universal Ignitor Kit  
Used on many Maytag and others



<b>Order No.</b>
<b>41-207</b>

Used on many GE & Hot Point models  
17" leads



<b>Order No.</b>
<b>41-209</b>

Used on many Frigidaire models




<b>Order No.</b>
<b>41-210</b>

Used on many Frigidaire models




<b>Order No.</b>
<b>WH12400035</b>

Used on many Frigidaire models



<b>Order No.</b>
<b>GEWB2X9998</b>

Used on many Maytag and Whirlpool models




<b>Order No.</b>
<b>EL5303935066</b>

Used on many GE models



<b>Order No.</b>
<b>EL5304506545</b>

Used on many Frigidaire models



<b>Order No.</b>
<b>EL316489400</b>

Used on many Maytag and Whirlpool models



<b>Order No.</b>
<b>WHW10918546</b>



<b>Order No.</b>
<b>GEWB13K10043</b>

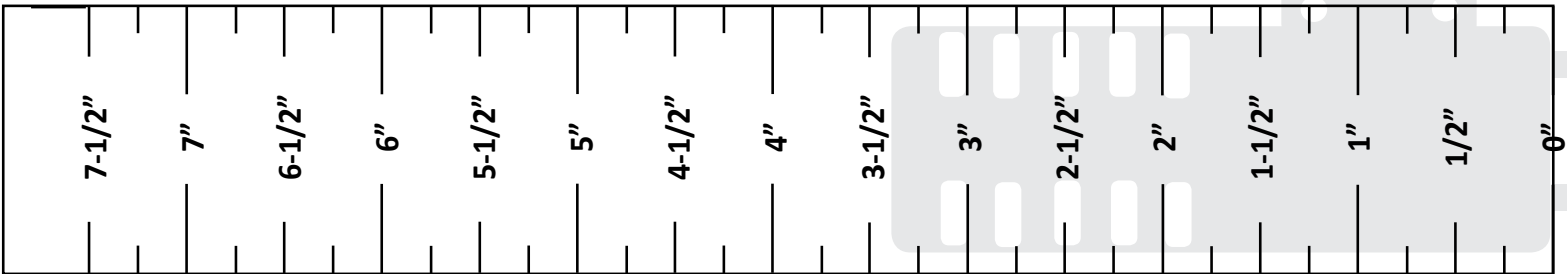


<b>Order No.</b>
<b>EL316489403</b>



<b>Order No.</b>
<b>WH7432P136-60</b>

**NOTE:** Place end with wires on 0" mark of ruler. Match overall length and select appropriate part number.



41-207

41-206

41-203

41-202

41-204

41-210

EL5303935066,  
GEWB2X9998,  
WHW10918546,  
WH7432P136-60

41-208,  
41-209, TH130,  
WH12400035,  
EL316489403,  
EL316489400,  
EL5304506545,  
GEWB13K10043



## Residential Oven Igniters (Round)


Replacements for Carborundum-style (round) hot-surface oven igniters (Amperage Range: 2.5 - 3.0)

**Universal Round Ignitor**  
18" Leads



Order No.
TH130

**Carborundum Replacement Norton-style (Flat)**  
(Uses same amperage as a round ignitor)



Order No.
41-208


### Range Ignitor Kit

Includes 41-202, 41-203, 41-204, 41-207, TH130, and WH12400035 in a sturdy plastic box.

Order No.
RI-KIT

## Ignition Modules

**Common Ignition Module**  
Used on Brown, GE, Whirlpool, Maytag, Peerless, and others



Order No.
6513S0001

Frigidaire

**Common Ignition Module**  
Used on Brown, Peerless, Whirlpool, Wolf, and others



Order No.
6548S0001

Frigidaire

**Eaton Module**  
2 + Oven / (2 Electrodes)



Order No.
EAY-54052-KIT

GE

**Brown**



Order No.
BR1801B173

Whirlpool / Maytag



Order No.
EL316135702



Order No.
EL808608801



Order No.
GEWB13K25



Order No.
WH12001596

## Pilots & Thermocouples

**GE**  
Pilot w/ Burner & Thermocouple



Order No.
GEWB16K10061

**GE**  
54" Thermocouple



Order No.
GEWB19K10025

**Maytag / Whirlpool**  
Pilot & Thermocouple



Order No.
WHW10206112

## Burners

**GE**  
Dual Top Burner



Order No.
GEWB16K10026

**GE**  
Oven Burner w/ Ignitor




Order No.
GEWB16K10035

**GE**  
Oven Burner



Order No.
GEWB16K10043

**GE**  
Burner w/ Pilot & Thermocouple



Order No.
GEWB16K10061

**Whirlpool**  
Top Burner



Order No.
WH3403M075-10

**Whirlpool**  
Sealed Top Burner w/ Ignitor



Order No.	Color
WH3412D024-09	Black
WH3412D024-26	Gray

**Whirlpool**  
Uni-Burner



Order No.
WH3412A004-19

**Viking**  
Oven Burner



Order No.
VIPB050012

## Regulators

### Universal Regulator

Used on Viking, Maytag, and Whirlpool models



Order No.	Description
4600S0001	1/2" Inlet & Outlet. Convertible for Nat (3.5") + LP. (10")
4600S0004	3/4" Inlet & Outlet. Convertible for Nat (3.5") + LP. (10")

### Frigidaire



Order No.
EL316091706

### GE



Order No.
GEWB19K15

### GE



Order No.
GEWB19T10078

Be sure to check out the "Regulators & Solenoid Valves" section of our catalog for a wider selection of appliance and step-down regulators.

## Knobs

### Gas Range Modernization Knob Kit

Order No.	Color	Description
4590-210	White	Includes 5 knobs, 10 inserts (5 long, 5 short), 4 blank top burner overlays, 1 oven overlay (low-550, and 1 oven overlay (40-550, Broil).
4590-211	Black	



4590-211

### Gas Range Contemporary Knob Kit

Order No.	Color	Description
4590-046	Black	Includes 4 knobs, 8 inserts (4 long, 4 short).



4590-046

### Universal Residential Range Top Burner Knob



Order No.	Description
763-51	Long Stem. Black Plastic w/ Metal Trim.

## Common / OEM Millivolt Hearth Gas Valves

**Robertshaw**  
w/ Hi-Lo Regulator  
(Thermopile Only)



Order No.	Type Gas
710-503-LP	LP
710-503-NAT	Nat

**Robertshaw**  
w/ Fixed Regulator  
(Thermopile Only)



Order No.	Type Gas
710-502	Nat/LP

**Robertshaw**  
w/ Hi-Lo Regulator



Order No.	Type Gas
710-511	Nat/LP

**Robertshaw**  
w/ Fixed Regulator



Order No.	Type Gas
710-508	Nat/LP

**SIT**  
w/ Hi-Lo Regulator  
For Vented Units  
(Uses Std Thread Thermocouple)



Order No.	Type Gas
SIT0820651	LP
SIT0820652	Nat

**SIT**  
w/ Hi-Lo Regulator  
For Vent-Free Units  
(Uses Metric Thread Thermocouple)



Order No.	Type Gas
SIT0820636	LP (10" Max)
SIT0820642	LP (8" Max)
SIT0820637	Nat

**SIT**  
w/ Fixed Regulator  
For Vented Units  
(Uses Std Thread Thermocouple)



Order No.	Type Gas
SIT0820657	LP
SIT0820656	Nat

**SIT**  
w/ Fixed Regulator  
For Vented Units  
(Thermopile Only)



Order No.	Type Gas
SIT0820617	LP
SIT0820618	Nat
SIT0820640	Nat

**SIT**  
Eurosit 630



Many styles of the Eurosit 630 are available. Please call us with your Model info and/or the numbers off the valve itself for assistance.

**Heat-N-Glo**  
w/ Hi-Lo Regulator  
Extended Knob



Order No.	Type Gas
HG060-523	LP
HG060-522	Nat

**Heatmaster**  
Pan Burner Valve



Order No.
HM07-1025

**Peterson**  
Mertik Maxitrol



Order No	Type Gas
PETESV-25	LP
PETESV-24	Nat

## SIT Retrofit Kits

### REPLACEMENT OF OBSOLETE HONEYWELL VS8420E AND VS8421D VALVES WITH SIT RETROFIT KITS



Each kit includes (1) SIT valve, (1) piezo Ignitor, and (1) ignitor mounting bracket + screw.

For Vented Units:	
Order No.	Type Gas
SITKITV-LP	LP
SITKITV-NAT	Nat

For Vent-Free Units:	
Order No.	Type Gas
SITKITVF-LP	LP
SITKITVF-NAT	Nat

If you need to replace a Honeywell VS8420E or VS8421D Series gas valve, it is possible that one of our SIT kits may work as a replacement. As noted below, there are a few things to keep in mind when determining whether this retrofit will work for your application...

**Is the Honeywell valve's inlet and outlet straight through?**

If so, then it is likely the SIT kit will work as a replacement for your valve. **\*PLEASE NOTE:** You may find that the inlet and outlet on the two valves will be **REVERSED**. If so, you will need to repipe the inlet and outlet on your unit with flex lines, as the new valve cannot be flipped around.

**If the inlet and outlet on the Honeywell valve are NOT straight-through,** it is unlikely the SIT kit will work for your application as existing brackets may block the SIT valve from being installed properly.

**Does your Honeywell valve have a motorized (variable flame height) operator?**

If so, the SIT kit will not work as a proper replacement unless the dual thermopile pilot and variable flame height remote are changed as well. Please call for assistance on this changeover.


## Log Lighter Valves



Order No.	Description
LLVS-1/2	Chrome Valve
LLVS-1/2-B	Brass Valve
LLVA-1/2	Chrome Valve (Angled)
LLV-K	Replacement Brass Key

## Common / OEM Vented Hearth Pilots

**Common MV Pilot**  
Commonly used by Empire,  
Lennox, Superior, and others




Order No	Type Gas
1819-001*	Nat/LP
Thermopile - 1950-001	
Thermocouple - 1960-027	
* Uses 1/4 tubing (not included)	

**Heat-N-Glo / Regency**  
SIT




Order No.	Type Gas
REG910-039	LP
REG910-038	Nat
Thermocouple - SIT0290216	
Thermopile - Q313A1014	

**Heat-N-Glo**  
PSE / Honeywell



Order No.	Type Gas
HG4021-737	LP
HG4021-736	Nat
Thermocouple - 1960-027	
Thermopile - Q313A1014	

**Heat-N-Glo**  
PSE / Honeywell



Order No.	Type Gas
HG446-511A	LP
HG446-510A	Nat
Thermocouple - 1960-027	
Thermopile - 1950-001	

**Heat-N-Glo**  
Thermopile Only



Order No.	Type Gas
HG446-513A	LP
HG446-512A	Nat
Thermopile - 1950-001	

**Mendota**




Order No.	Type Gas
MENHA-30-00470	LP
MEN05-04-00035	Nat
LP Thermocouple - K16RA-36	
Nat Thermocouple - 1960-027	
Thermopile - Q313A1188	

**Lennox / Superior**  
PSE / Honeywell



Order No.	Type Gas
SUP67L70	LP/Nat
Thermocouple - 1960-027	
Thermopile - Q313A1014	

**Vermont Casting / Majestic**  
SIT



Order No.	Type Gas
SIT0199744-LP	LP
SIT0199744	Nat
Thermocouple - SIT0290216	
Thermopile - Q313A1014	

## Replacement SIT Pilot Heads



SIT0975063



SIT0975065

Order No.	Head Type
SIT0975063	3-Way Head
SIT0975065	4-Way Head

## Common SIT Pilot Tubing


1/8" Pilot Tubing with Fittings. 24" Long..



Order No.
SIT2182280


## Common / OEM Vent-Free (ODS) Hearth Pilots

**Universal**  
3/16" Male  
(Thermocouple is Metric Thread)




Order No.	Type Gas
SITLPG8404-SA*	LP
SITNG8204-SA*	Nat
* "-SA" includes an adaptor for use on female thread applications. If no adaptor is desired, order without the "-SA" at the end.	

**Universal**  
3/16" Male  
(Thermocouple is Metric Thread)




Order No.	Type Gas
SITLPG8418-SA*	LP
SITNG8224-SA*	Nat
* "-SA" includes an adaptor for use on female thread applications. If no adaptor is desired, order without the "-SA" at the end.	

**Old-Style Universal**  
3/16" Male  
(Thermocouple is Metric Thread)



Order No.	Type Gas
ODS-LP-A-SA*	LP
ODS-NAT-A-SA*	Nat
* "-SA" includes an adaptor for use on female thread applications.	

**SIT**  
1/4" Female  
(Thermocouple is Standard Thread)



Order No.	Type Gas
SITLPG8409	LP

**Buck Stove**  
1/4" Male  
(Pilot Only)



Order No.	Type Gas
BUCKPE2150054	LP
BUCKPE2150053	Nat

**Rasmussen**  
1/4" Male  
(Thermocouple is Standard Thread)



Order No.	Type Gas
RASODS-OP-LP	LP

**Rasmussen**  
1/4" Female  
(Thermocouple is Standard Thread)



Order No.	Type Gas
RASODS-CN-LP	LP
RASODS-CN-NG	Nat

**Rasmussen**  
1/4" Female (Metric)  
(Thermocouple is Standard Thread)



Order No.	Type Gas
RASODS-ROP-LP	LP

## Common / OEM 3 & 6 Volt Hearth Parts

**3V Dexen Module**




Order No.
HG593-592
Power Supply: HG593-593A
Battery Pack: HG593-594A

**6V UT Module**




Order No.
HG2166-307
Power Supply: HG2326-131

**3V Dexen Valve w/ Fixed Regulator**



Order No.	Type Gas
HG593-501	LP
HG593-500	Nat

**3V Dexen Valve w/ Hi-Lo Regulator**



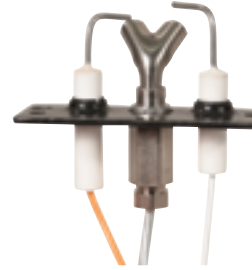
Order No.	Type Gas
HG750-501	LP
HG750-500	Nat

**3V Pilot**



Order No.	Type Gas
HG4021-731	LP
HG4021-730	Nat

**3V Pilot**



Order No.	Type Gas
HG2090-013	LP
HG2090-012	Nat

## Piezo Igniters

**Universal**  
Fits Most Piezo Applications  
(Spring Clip Mounting)



Order No.
MA020676

**Universal**  
Fits Most Piezo Applications  
(Has Retaining Nut)



Order No.
MA020676R

**Vanguard**  
Electronic Piezo  
AAA Battery  
(MARK 8-2-1.5-T5B)



Order No.
VA123651-01

**Universal**  
Piezo Ignitor Cable  
Round Female x Round Female




Order No.	Length
VA098271-10	20"
VA098271-03	36"



## Common / OEM Hearth Blowers

Skytech Universal Blower Kit



Dimensions:  
13" Long x 4" High x 5" Deep

Order No.	Description
SKYFK-180-RT	Controlled by Rheostat + Fan Switch
SKYFK-180-ESC	Controlled by Electronic Speed Control
SKYFK-ESC	Replacement Electronic Speed Control

Skytech Universal Blower Kit



Dimensions:  
12.25" Long x 3.75" High x 4.5" Deep

Order No.	Description
SKYFK-165-ESC	Controlled by Electronic Speed Control
SKYFK-ESC	Replacement Fan Timer

Heat-N-Glo



Order No.	Description
HGGFK-160A	Controlled by Rheostat + Fan Switch
HGSRV107-570A	Rheostat + Fan Switch Only
HG100-510A	Rheostat Only
HG107-531	Fan Switch Only

Heat-N-Glo




Order No.	Description
HGGFK-160B	Controlled by Electronic Fan Timer
HG4021-708	Replacement Fan Timer

Heatilator



Order No.	Description
HEATGFK4B	Controlled by Electronic Speed Control
SKYFK-ESC	Replacement Fan Timer

Lennox Hearth / Superior




Order No.	Description
SUPFBK100	Controlled by Manual Switch
SUPFBK200	Controlled by Rheostat Only
SUPFBK250	Controlled by Rheostat + Fan Switch

Monessan



Order No.	Description
MONBLOT	Controlled by Rheostat + Fan Switch

Regency



Order No.	Description
REG910-331/P	Manual Blower
REG910-330	Optional Rheostat

## Common / OEM Remote Control Kits

Skytech  
On/Off



Order No.  
SKY1001

Skytech  
On/Off/Temp



Order No.  
SKY1001TLCD

Skytech  
On/Off/Thermostat



Order No.  
SKY3301

Peterson  
Variable Flame Height



Order No.  
PETEVR-1A

Heat-N-Glo



Order No.  
HGSMARTSTAT-HNG

***Did you know?***  
You can add a remote control kit to any Millivolt controlled hearth system. Please **call us** for assistance on which remote kit is right for your application!

## Common / OEM Hearth Fan & Limit Controls

Empire / Monessan  
Fan Switch F145



Order No.  
MON26D5011K

Empire / Monessan  
Fan Switch (F207-32)  
Dime Size



Order No.  
MON26D2870

Heat-N-Glo  
Limit Switch 325F



Order No.  
HG4021-383

Heat-N-Glo  
Electronic Fan Timer



Order No.  
HG4021-708

Heat-N-Glo  
Limit Switch 325F



Order No.  
HG092-531

Heatilator  
Limit Switch 350F  
Dime Size



Order No.  
HEAT24967

Heatilator  
Limit Switch L160-35C  
Dime Size



Order No.  
HEAT24968A

Majestic  
Spill Switch L275



Order No.  
MAJ51866

## Common / OEM Hearth Fan & Limit Controls (Continued)

**Martin**  
Dial-A-Temp  
Blower Speed Control



Order No.
MA029243

**Martin**  
Vent Switch / L233-50  
Warm Morning Units



Order No.
MA906240R

**Skytech**  
Electronic Speed Control



Order No.
SKYFK-ESC

**Vermont Castings**  
Spill Switch



Order No.
VC20005039

## Gas Timers

Automatic timer / gas shutoff valves can be installed on your existing gas grill. They can be set for an automatic shut-off time to prevent wasted gas. **These timers are all 1/2" NPT** (if 3/8" is needed, also order **FB-1/2X3/8**).

### 1 Hour Gas Timers

Maximum Pressure :  
15 PSI



Order No.
GASAV-R-3

Maximum Pressure :  
1/2 PSI



Order No.
PETE3092

### 3 Hour Gas Timer

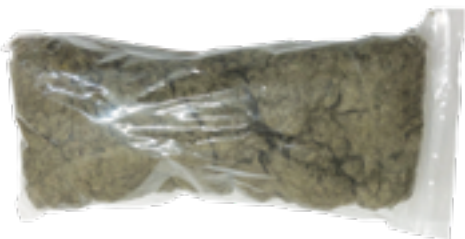
Maximum Pressure :  
1/2 PSI



Order No.
PETE3090

## Common / OEM Miscellaneous Hearth Parts

**Embers**  
Rockwool Fiber  
5oz Bag



Order No.
GM-EMBERS

**Lava Rock**  
5lb Bag



Order No.
GM-LAVA

**Vermiculite**  
8"x16" Bag



Order No.
GM-VERMICULITE

## Common / OEM Space Heating & Furnace Gas Valves

**Honeywell**  
24V Smartvalve



Order No.	Description
SV9501M2528	Nat / LP 1/2" x 1/2"

**Honeywell**  
24V (Standing Pilot)



Order No.	Description
VR8200A2132	Nat/LP 1/2" x 1/2", (1) 3/4" flange + (1) 1/2" x 3/8" bushing included

**Honeywell**  
24V (IPI)



Order No.	Description
VR8204A2076	Nat/LP 1/2" x 1/2", (1) 1/2" x 3/8" bushing included

**Honeywell**  
24V (HSI/DSI)



Order No.	Description
VR8205A2024	Nat/LP 1/2" x 1/2", (1) 1/2" x 3/8" bushing included

**Honeywell**  
24V (Standing Pilot)



Order No.	Description
VR8300A3500	Nat/LP 1/2" x 3/4", (1) 3/4" x 1/2" bushing included

**Honeywell**  
24V (IPI)



Order No.	Description
VR8304M4507	Nat/LP 3/4" x 3/4", (2) 3/4" x 1/2" bushings included

**Honeywell**  
24V (HSI/DSI)




Order No.	Description
VR8305M3506	Nat/LP 1/2" x 3/4" (1) 3/4" x 1/2" bushing included

**Honeywell**  
120V (HSI/DSI)



Order No.	Description
VR4305M4532	Nat/LP 3/4" x 3/4" (1) 3/4" x 1/2" bushing included

**Robertshaw**  
24V (IPI, HSI, DSI)



Order No.	Description
700-059	Nat/LP 1" x 1", (2) 1" x 3/4" bushings included

## Common / OEM Space Heating & Furnace Gas Valves (Continued)

**Robertshaw**  
Hydraulic w/ Temp Dial



Order No.	Description
700-204	LP, 36" Capillary 1/2" x 1/2", (2) 1/2" x 3/8" bushings included
700-205	Nat

**Robertshaw**  
24V (Standing Pilot)



Order No.	Description
700-402	Nat/LP 1/2" x 3/4", (1) 3/4" x 1/2" bushing included

**Robertshaw**  
120V Line Voltage



Order No.	Description
700-452	Nat/LP 1/2" x 3/4", (1) 3/4" x 1/2" bushing included

**Robertshaw**  
Millivolt



Order No.	Description
700-506	Nat/LP, 750mv 3/4" x 3/4" (2) 1/2" x 3/4" bushings included

**Robertshaw**  
Low Profile Hydraulic w/ Temp Control



Order No.	Description
710-203	LP, 36" Capillary 1/2" x 1/2", (2) 1/2" x 3/8" bushings included
710-205	Nat

**Robertshaw**  
24V (IPI, HSI, DSI)



Order No.	Description
720-079	Nat/LP 1/2" x 3/4", (1) 3/4" x 1/2" bushing included

**Robertshaw**  
24V Step-Opening  
(Standing Pilot)



Order No.	Description
720-472	Nat/LP 1/2" x 3/4", (1) 1/2" x 3/8" bushing included

**Skytech**  
American Flame



Order No	Description
SKYAF1000	Nat/LP

**SIT**  
EuroSIT 630 Style



Many styles of the EuroSit 630 are available. Please call us with your Model info and/or the numbers off the valve itself for assistance.

## Common / OEM Space Heating & Furnace Gas Valves (Continued)

**SIT**  
MiniSIT 710 Hydraulic



Order No.	Description
SIT0710502	LP
SIT0710501	Nat

**White-Rodgers**  
(Standing Pilot w/ ECO Installed)  
24V



Order No.	Description
36C03-333	Nat/LP, 24V, 1/2" x 3/4" (1) 3/4" x 1/2" bushing included
36C03-433	Nat/LP, 24V, 3/4" x 3/4"

**White-Rodgers**  
Millivolt



Order No.	Description
36C03U-333	Nat/LP, 750mv, 1/2" x 3/4" (1) 3/4" x 1/2" bushing included
36C03U-433	Nat/LP, 750mv, 3/4" x 3/4"

**White-Rodgers**  
24V Redundant (IPI, HSI, DSI)



Order No.	Description
36H32-423	Nat/LP 3/4" x 3/4", (2) 1/2" x 3/8" bushings included

**White-Rodgers**



Order No	Description
36J24-214	Nat/LP, 1/2" 24V, Slow-Opening

**White-Rodgers**



Order No.	Description
764-742	Unregulated 1/2" x 1/2" Straight or 90°

**Empire**  
Honeywell



Order No.	Description
EMR5655	LP VR8100C2991

**Empire**  
Mertik Maxitrol



Order No.	Description
EMR6102	LP, Hydraulic GV31B3A2LAG0-0001

**Goodman**  
White-Rodgers



Order No.	Description
GMCB12826-28	Nat, 36G22-254 For LP, add F92-0659

## Common / OEM Space Heating & Furnace Gas Valves (Continued)

**Modine**  
Honeywell



Order No.	Description
<b>MO5H80682</b>	Nat/LP VR8204M2925

**Mr. Heater**  
SIT



Order No.	Description
<b>SIT0400099</b>	LP, High Pressure

**Nordyne / Miller**  
Honeywell



Order No.	Description
<b>NOR903596</b>	Nat/LP VR8205R2091

**Nordyne / Miller**  
Honeywell



Order No.	Description
<b>NOR904081</b>	Nat/LP VR8215S1289

**Reznor**  
Honeywell



Order No.	Description
<b>RE209412</b>	Nat/LP VR8200M7013

**Trane**  
White-Rodgers



Order No.	Description
<b>TRVAL07731</b>	Nat 36G22-209

**York / Coleman**  
White-Rodgers



Order No.	Description
<b>YO02543267000</b>	Nat/LP 36J29-701

Be sure to also check out the "Heating - Gas Valves" section of this catalog for a wider selection of valves, as well as additional information on many of the valves listed here!


## Common / OEM Vented Space Heating & Furnace Pilots

Coleman



Order No.	Type Gas
CO9880A0161	LP

Empire




Order No.	Type Gas
1830-711	Nat/LP

Empire



Order No.	Type Gas
EMR2223	LP
EMR2224	Nat

Empire



Order No.	Type Gas
EMR3233	LP

Empire



Order No.	Type Gas
EMR714L	LP

Empire



Order No.	Type Gas
EMR715L	LP
For Nat, add 101095HA022 orifice	
Thermopile - 1950-001	

Empire



Order No.	Type Gas
EMR758L	LP

Empire



Order No.	Type Gas
EMR775L	LP

Goodman




Order No.	Type Gas
GMCB14010-03S	Nat
For LP, add 10-114 orifice	

Goodman




Order No.	Type Gas
GMCB14010-11	Nat
For LP, add 390686-1 orifice	

Reznor



Order No.	Type Gas
RE096361	LP

Rheem / Ruud




Order No.	Type Gas
RH62-21609-01	Nat
For LP, add 390686-1 orifice	



## Common / OEM Vent-Free (ODS) Space Heating Pilots


**Universal**  
3/16" Male  
Thermocouple Only  
(Thermocouple is Metric Thread)



Order No.	Type Gas
SITLPG8418-SA*	LP
SITNG8224-SA*	Nat

\* "-SA" includes an adaptor for use on female thread applications. If no adapter is desired, order without the "-SA" at the end.


**Old-Style Universal**  
3/16" Male  
Thermocouple Only  
(Thermocouple is Metric Thread)



Order No.	Type Gas
ODS-LP-A-SA*	LP
ODS-NAT-A-SA*	Nat

\* "-SA" includes an adaptor for use on female thread applications.

**Rinnai**  
3/16" Male  
Has Removable Outer Bracket



Order No.	Type Gas
RINPC105-01P	LP
RINPC105-01N	Nat

### Got Tools?



Aluminum Tubing  
AT-3/16, AT-1/4



Uniweld Mini Tubing Cutter  
UNI70000

---



Rothenberger Flaring Tool  
ROT26033



Rothenberger Tubing Cutter  
ROT70010

## Piezo Igniters

**Universal**  
Fits Most Piezo Applications  
(Spring Clip Mounting)



Order No.
MA020676

**Universal**  
Fits Most Piezo Applications  
(Has Retaining Nut)



Order No.
MA020676R

**Enerco**  
Electronic Piezo  
AAA Battery



Order No.
ENE70644

**Vanguard**  
Electronic Piezo  
AAA Battery  
(MARK 8-2-1.5-T5B)



Order No.
VA123651-01

## Common / OEM Furnace Ignitors

Comfort Maker / Nordyne



Order No.
SIG101

Goodman



Order No.
GMC0230K00001

Goodman



Order No.
GMCB14010-18S

Hired Hand / York



Order No.
41-605

Hired Hand  
120V



Order No.
HH6401-2914

Hunter  
601




Order No.
HU921354

Nordyne / Miller  
271W



Order No.
NOR902499

Nordyne / Miller  
FC047K



Order No.
NOR903110A

York



Order No.
YO32541021000

## F767 Hot Surface Ignitors - 110 Volt

The White-Rodgers F767 is a highly reliable ignitor because it provides a much larger surface area to ignite the gas. It can be used with either a 15, 17, or 45 second warm-up time system. All replacements have 9" leads rated at 482° (250°C).  
Electrical Rating: 120v AC, 60 Hz, 5.0 amps.



F767A-357



F767A-361



F767A-366



F767A-365

Order No.	Replaces OEM Type No.	OEM Lead Length	Lead Insulation Temp Rating	Electrical Connection	Ceramic Insulator Mounting Locator
F767A-357	767A-303 767A-353 767A-357	4-1/2" 6" 9"	200°C 250°C 250°C	Two (2) terminal receptacles with .093 male pins	Tab on left side
F767A-361	767A-301, 767A-350, 767A-306, 767A-354, 767A-361	4-1/2" 6" 9"	200°C 200°C 250°C	Two (2) terminal receptacles with .093 male pins	Tab on right side
F767A-365	767A-310 767A-365	4-1/2" 9"	200°C 250°C	1/4" female spade terminals, uninsulated.	Tab on right side
F767A-366	767A-311 767A-364 767A-366	4-1/2" 4-1/2" 9"	200°C 250°C 250°C	Two (2) terminal receptacles with .084 male pins	Tab on right side

## 41-400 Series Hot Surface Ignitors - 110 Volts

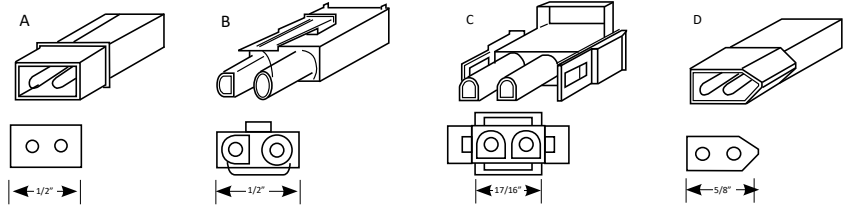
The 41-400 Series Ignitors deliver dependable ignition in heating systems; from furnaces and boilers to rooftop heaters, infrared burners, unit heaters, water heaters, and many other types of HVAC equipment. They are designed to reach ignition temperature within 17 seconds.

### Ignitor Identification


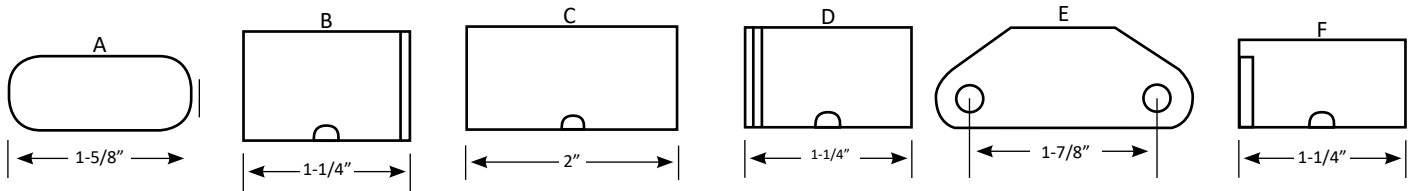
In order to select the correct replacement ignitor:

1. Match the Ceramic Block Style
2. Match the Terminal Connector Style
3. See below for correct part number.

### Terminal Connector Style



### Ceramic Block Styles



Order No.	Factory Model	Ceramic Block	Terminal Connector	Lead Wire
41-401*	271A	A	A	4-1/2"
41-402	271W	B	NONE	19"
41-403	271M	C	NONE	5-1/2"
41-404+	271M	C	D	4-1/2"
41-405	271D	D	NONE	5-1/2"
41-406*	271Y	E	NONE	10-1/2"
41-407	271	C	B	4-1/2"
41-411+	271N	B	C	4-1/2"
41-412	271NM	F	D	5-1/4"
41-413	201C	2" Long x 1-3/8" Diam	1/4" Q.C.	1-3/8"
41-414+	271NM	F	D	5-1/4"

\* Includes a gasket      + Includes Special Mounting Adaptors

### Heating Ignitor Kit

Includes 41-401, 41-402, 41-403, 41-404, 41-405, 41-407 and SIG101 in a sturdy plastic box.

**Order No.**

**HI-KIT**

## Common / OEM Furnace Ignition Modules

**Robertshaw**  
Universal w/ Lockout



Order No.  
780-002

**Robertshaw**  
Universal Non-Lockout  
(Nat Gas ONLY)



Order No.  
780-715

**Robertshaw**  
DSI



Order No.  
780-501

**Robertshaw**  
HSI



Order No.  
780-790

**Robertshaw**  
IPI



Order No.  
780-845

**Honeywell**  
IPI



Order No.  
S8610U3009

**Honeywell**  
DSI



Order No.  
S87B1065

**Honeywell**  
HSI



Order No.  
S8910U3000

**Honeywell**  
HSI



Order No.  
S89C1087

**Honeywell**  
DSI



Order No.  
S89F1098

**White-Rodgers**  
HSI



Order No.  
50E47-843

**White-Rodgers**  
Integrated Furnace Control



Order No.  
50A55-843

For a wider selection, as well as additional information on the modules listed here, please be sure to check out the **“Ignition Modules”** section of this catalog.

If you need assistance identifying the correct module for your application, call us with the Brand, Model, and Serial number of your unit, or the numbers off of your module.

## Common / OEM Furnace Ignition Modules (Continued)

**ADP**  
(CGI-3, 19M54)




Order No.  
**ADP17677500**

**Carrier**  
(HK042FZ, 325878-751)



Order No.  
**50M56U-751**

**Coleman**  
DGAT Models



Order No.  
**CO7990-319P**

**Enerco / Mr.Heater**



Order No.  
**ENE60105**

**Goodman**  
(PCBBF112S)



Order No.  
**50A55-743**

**Goodman**  
(B18099-13)



Order No.  
**50T35-743**

**Goodman**  
(B18099-18)



Order No.  
**GMPCBAG123S**

**LB White / Hired Hand**  
(UT 1018-501)



Order No.  
**LBW509298**

**Midco**  
(S8670J3002)



Order No.  
**MID842957**

**Modine**  
(UT 1097-215)



Order No.  
**M05H79749**

**Modine**  
(UT 1003-600A)



Order No.  
**M05H80689**

**Nordyne / Miller**  
(UT 1018-204)




Order No.  
**NOR626421**

**Trane**  
(50A55-486)



Order No.  
**TRCNT03797**

**Trane**  
(50A65-476)



Order No.  
**TRKIT18110**

## Common / OEM Furnace Pressure Switches

Universal Pressure Switch  
0.2" - 1.0" WC



Order No.  
2374-495

Universal Pressure Switch  
1.0" - 4.0" WC



Order No.  
2374-498

Carrier / Bryant  
1.81" WC



Order No.  
CAHK06NB124

Comfort Maker / Heil / ICP  
2.0" WC



Order No.  
COM1013802

Nordyne / Miller  
0.2" WC



Order No.  
NOR1010775R

Nordyne / Miller  
30" Pressure Switch Tubing



Order No.  
NOR263967

Nordyne / Miller  
-0.55" WC



Order No.  
NOR632427R

Nordyne / Miller  
-1.74" WC



Order No.  
NOR632444

Rheem / Ruud  
-0.30" WC



Order No.  
RH42-24194-82

Rheem / Ruud  
0.40" WC



Order No.  
RH42-24195-03

Rheem / Ruud  
-1.30" WC



Order No.  
RH42-24196-81

Rheem / Ruud  
-1.5" WC



Order No.  
RH42-24196-84

York  
0.10" WC



Order No.  
YO32435972000

If you do not see the part you are needing, please **call us** with your unit's Brand, Model, and Serial number.

## Common / OEM Furnace Motors

ADP



Order No.
ADP076714300

Coleman



Order No.
CO7990-317P

Coleman



Order No.
CO7995-3169

Comfort Maker / Heil / ICP



Order No.
COM1013833

Empire



Order No.
EMR619

Goodman



Order No.
GMCB18590-05

Goodman



Order No.
GMCB29590-00S

Lennox / Armstrong / Magic Chef



Order No.
LE58W01

Nordyne / Miller



Order No.
NOR901621

Nordyne / Miller



Order No.
NOR902042

Nordyne / Miller



Order No.
NOR903404

## Common / OEM Furnace Motors (Continued)

Nordyne / Miller



Order No.
NOR904478

Williams



Order No.
WIP062101

York



Order No.
YO32434558000

## OEM Furnace Burners

Carrier / Bryant



Order No.
CA318172-701

Comfort Maker / Heil / ICP



Order No.
COM1005664

Empire



Order No.
EMDV990

Lennox / Ducane / Armstrong



Order No.
LE71L03

Lennox / Ducane / Armstrong  
5"(L) x 3"(W) x 1-1/4"(T)



Order No.
LE46K18

Modine  
Stainless Steel Assembly



Order No.	Description
MO3H33074-5	7-Burner
MO3H33074-6	8-Burner
MO3H33074-7	8-Burner
MO3H33074-9	10-Burner

Nordyne / Miller  
4-1/2"(L) x 2-11/16"(W) x 1-1/4"(T)



Order No.
NOR660812

Reznor



Order No.	Description
RE094777	18 3/4" Burner
RE094781	23" Burner



## Common / OEM Furnace Burners (Continued)

Rheem / Ruud



Order No.
RH75-24001-01

Trane  
5"(L) x 3"(W) x 1-1/4"(T)



Order No.	Insert Diameter
TRBNR01077	.50"
TRBNR01078	.438"


York / Coleman  
4-1/2"(L) x 2-11/16"(W) x 1-1/4"(T)



Order No.
Y002920482000

## Common / OEM Furnace Fan & Limit Controls

Universal Manual  
Reset Limit Switch




Order No.	Temp (°F)
SRL____	Specify 130, 220, 230, 240, 250, 260, 300, or 350

Universal  
Limit Switch




Order No.	Temp (°F)
3L11-____	Specify 140, 150, 160, 170, 180, 190, 210, 220, 230, or 325°F

Common Fan Time  
Delay Relay



Order No.
MARS33241
Many MARS Relays are available. See the "Heating - Fan & Limit Controls" section for more information.

Universal  
Electronic Fan Timer



Order No.
ST9120U1011

Empire  
ECO Limit Switch




Order No.
EMR1610

Empire  
ECO Limit Switch




Order No.
EMR1912

Empire  
Limit Switch / L195-20F



Order No.
EMR630


Goodman  
Limit Switch  
L350F Manual Reset



Order No.
GMCB13701-54

## Common / OEM Furnace Fan & Limit Controls (Continued)

**Modine**  
Fan Time Relay Board



Order No.
MO3H36849-1

**Modine**  
Limit Switch / L330F



Order No.
MO5H73057-6

**Modine**  
Limit Switch / L140  
3-Terminal



Order No.
MO5H68074

**Modine**  
Limit Switch / L140-40F



Order No.
MO5H73593

**Reznor**  
Limit Switch



Order No.	Temp
RE045602	L180
RE085449	L200

**Reznor**  
ECO Switch / 152C



Order No.
RE082414

**Reznor**  
Spill Switch / L275



Order No.
RE121275

This is just a small sampling of the most common fan & limit controls. There are MANY more available. Be sure to check out the **“Heating - Fan & Limit Controls”** section of this catalog for a wider selection!

If you need assistance identifying the correct part, please **call us** with your unit’s Brand, Model, and Serial number, or the numbers directly off your part.


## Common / OEM Mobile Home & RV Gas Valves

**Robertshaw**  
24V Step-Opening



Order No.	Description
720-472	Nat/LP 1/2" x 1/2"

**Atwood RV**




Order No.	Type Gas
AT91602	LP

**Coleman**  
Robertshaw



Order No.	Description
720-055	Nat/LP 24V (HSI) 1/2" x 3/8" Right

**Coleman**  
White-Rodgers



Order No.	Type Gas
YO02543267000	LP

**Nordyne / Miller**  
Honeywell



Order No.	Description
NOR903596	Nat/LP 24V (DSI)

**Nordyne / Miller**  
Honeywell



Order No.	Description
VR8205A2024	Nat/LP 24V (DSI/HSI)

**Suburban RV**  
White-Rodgers



Order No.	Description
SU161109	LP, 12V

## Common / OEM Mobile Home & RV Pilots

**Atwood RV**



Order No.	Type Gas
AT91603	LP

**Coleman**




Order No.	Type Gas
CO9880A0161	LP

**Coleman**



Order No.	Type Gas
CO9849-0161	Nat/LP


**Nordyne / Miller**



Order No.	Type Gas
Q314A6102	Nat/LP

## Common / OEM Mobile Home & RV Ignitors

Coleman / York  
201W




Order No.
YO32541021000

Nordyne / Miller  
271W



Order No.
NOR902499

Nordyne / Miller  
FC047K



Order No.
NOR903110A

Nordyne / Miller



Order No.
SIG101

Suburban RV



Order No.
BL32265

Suburban RV



Order No.
SU231959

## Common / OEM Mobile Home & RV Ignition Modules

Coleman / York



Order No.
CO7990-319P

Coleman



Order No.
CO1474-0061/A

Nordyne / Miller



Order No.
NOR626421

Nordyne / Miller



Order No.
NOR903106

Nordyne / Miller



Order No.
NOR903429

## OEM Mobile Home & RV Fan & Limit Controls

**Coleman**  
Long-Style Fan Switch



Order No.	Temp (°F)
CO7710-3281	F105
CO7975-3281	F110
CO8866-3281	F130

**Coleman**  
Manual Reset Limit / MR180



Order No.
CO7624A3591

**Coleman**  
Limit Switch L140



Order No.
YO0253538000

**Nordyne / Miller**  
Fan Switch F115 (MGHA)



Order No.
NOR626337

**Nordyne / Miller**  
Limit Switch L140



Order No.
NOR626391

**Nordyne / Miller**  
Limit Switch L175-40F



Order No.
NOR626618

**Nordyne / Miller**  
Limit Switch L140-40F



Order No.
NOR626619


## Common / OEM Mobile Home & RV Miscellaneous Parts

**Coleman**  
Booster Relay



Order No.
CO8665-5701

**Coleman**  
Transformer  
M1GH, M1MA, M1MB



Order No.
CO7945-3551

**Nordyne / Miller**  
Pressure Switch  
0.2" WC



Order No.
NOR1010775R

**Nordyne / Miller**  
Flame Spreader / (MGH45-68)



Order No.
NOR208630

**Nordyne / Miller**  
Flame Spreader (MAC 1175)



Order No.
NOR208620

**Nordyne / Miller**  
30" Pressure Switch Tubing



Order No.
NOR263967

**Nordyne / Miller**  
Pressure Switch  
-0.55" WC



Order No.
NOR632427R

**Nordyne / Miller**  
Pressure Switch  
-1.74" WC



Order No.
NOR632444

## Robertshaw 700 Series Manual Gas Valves

700-100 Series valves are for applications requiring a manual gas valve with an automatic safety pilot. The automatic pilot safety valve is independent from the gas cock and provides gas shutoff in case of pilot outage. These valves can be mounted in any position except upside down. Regulated and nonregulated models are available.



700-101

Order No.	Factory Model	Inlet Size (FPT)	Straight-Thru (FPT)	Side (FPT) with Plugs	Pressure Regulator	Capacity <sup>1</sup> (Btu)	Includes
700-101	7000AM	1/2"	1/2"	1/2"	NONE*	100,000	(2) 1/2" x 3/8" bushings
700-102	7000AMR	1/2"	1/2"	1/2"	Nat (3.5" WC)	100,000	(2) 1/2" x 3/8" bushings

\* A separate pressure regulator may be required for the system.  
<sup>1</sup> 1000 Btu/Cu Ft 0.64 specific gravity Natural gas (or 2500 Btu/Cu Ft 1.53 specific gravity LP gas) @ 1" WC p.d.

## Robertshaw 700 Series Snap-Throttle Hydraulic Valves

700-200 Series snap-action and snap-throttle (modulating) hydraulic controls are combination gas valves, thermostatically operated by a remote temperature sensing bulb.

**Temperature range** 58° to 90° F  
**Capillary Length** 36"  
**Bulb OD and length** 1/4" x 8"  
**Ambient temperature** -40° to 175° F  
**Maximum inlet pressure** 14"wc (1/2 PSI)



700-204

Order No.	Factory Model	Inlet Size (FPT)	3 Position Outlet (FPT)	Pressure Regulator	Capacity <sup>1</sup> (Btu)	Includes
700-204	7000AST-LP-3	1/2"	1/2"	NONE*	160,000	(2) 1/2" x 3/8" bushings
700-205	7000ASTR-3	1/2"	1/2"	Nat (3.5" WC)	100,000	(2) 1/2" x 3/8" bushings

\* A separate pressure regulator may be required for the system.  
<sup>1</sup> 1000 Btu/Cu Ft 0.64 specific gravity Natural gas (or 2500 Btu/Cu Ft 1.53 specific gravity LP gas) @ 1" WC p.d.

## Robertshaw 700 Series Line Voltage (120V) Combination Valves

700 Series 120V controls combine a manual gas cock, automatic pilot safety valve and silent line voltage operator. The automatic pilot valve provides gas shutoff in case of pilot outage. They can be mounted in any position except upside down.

**Electrical rating** 120VAC-0.34 amp, 50/60 Hz  
**Pressure regulator** factory set @ 3.5" wc  
**Pilot outlet** 1/4" tubing  
**Cover Type** for conduit connection  
**Ambient Temperature** -40° to 175° F  
**Lead length (std.)** 32"  
**Maximum inlet pressure** 14° W.C. (1/2 PSI)



700-452

Order No.	Factory Model	Inlet Size (FPT)	Straight-Thru (FPT)	Side (FPT) w/ Plugs	Pressure Regulator	Capacity <sup>1</sup> (Btu)	Includes
700-452	7000BER-120	1/2"	3/4"	1/2"	Nat (3.5" WC)	240,000	(1) LP Kit (1) 3/4" x 1/2" bushing
700-454	7000BER-120	3/4"	3/4"	N/A	Nat/LP	300,000	(1) LP Kit (2) 3/4" x 1/2" bushings
700-456†	7000ERHC-120-S7C	1"	1"	N/A	Nat (3.5" WC) <b>Slow Opening</b>	240,000	(2) 1/2" x 3/8" bushings

†Has thermopile type safety magnet. . <sup>1</sup> 1000 Btu/Cu Ft 0.64 specific gravity Natural gas (or 2500 Btu/Cu Ft 1.53 specific gravity LP gas) @ 1" WC p.d.

## Robertshaw 700 Series Millivolt Combination Valves

700 Series Millivolt gas valves are wall thermostat actuated combination gas valves. These controls combine a manual gas cock, automatic pilot safety valve and a millivolt operator. The automatic pilot safety is separate from the gas cock and provides gas shutoff in case of pilot outage. Regulated and nonregulated models are available. Standard features include: pilot outlet, pilot gas filter and pilot adjusting key. These valves can be mounted in any position except upside down.

**Electrical rating** 250 MV to 750 MV operating range  
**Pressure regulator** (optional by model) factory set @ 3.5" W.C.  
**Pilot outlet** 1/4" tubing  
**Gas cock dial marking** Off-Pilot-On  
**Terminal type** 1/4" spade, 3/16" spade  
**Ambient Temperature** -40° to 175°F



700-511

Order No.	Factory Model	Inlet Size (FPT)	Straight-Thru (FPT)	Side (FPT) with Plugs	Pressure Regulator	Capacity (Btu) <sup>1</sup>	Includes
700-502*	7000AMVR	1/2"	1/2"	1/2"	Nat/LP	100,000	(1) LP Kit, (2) 1/2" x 3/8" bushings
700-504*	7000BMVR	1/2"	3/4"	1/2"	Nat/LP	240,000	(1) LP Kit, (1) 3/4" x 1/2" bushing
700-506*	7000BMVR	3/4"	3/4"	N/A	Nat/LP	300,000	(2) 3/4" x 1/2" bushings
700-507	7000BMVR-S7C	3/4"	3/4"	1/2"	Nat (3.5" WC) Slow Opening	240,000	(1) 3/4" x 1/2" bushings If for LP, also order 1751-013
700-511	7000BMVR-S7C	3/4"	3/4"	N/A	Nat/LP Slow Opening	300,000	(2) 3/4" x 1/2" bushings
700-522	7000MVRHC-S7C	1"	1"	N/A	Nat (3.5" WC)	600,000	

\* Has coaxial thermopile connections. <sup>1</sup> 1000 Btu/Cu Ft 0.64 specific gravity Natural gas (or 2500 Btu/Cu Ft 1.53 specific gravity LP gas) @ 1" WC p.d.


## Robertshaw 700 Series Electronic Ignition Valves

These 700 Series gas valves are designed for intermittent pilot, direct spark and hot surface applications. They incorporate a manual valve, pilot valve, and a main gas pressure regulator.

**Electrical Rating** 24 volt, 60 Hz  
**Ambient rating** -40°F to +175°F  
**Maximum Inlet Pressure** 14" wc (1/2 PSI)



700-051



700-059

Order No.	Factory Model	Inlet Size (FPT)	Outlet Size (FPT)	Pressure Regulator	Capacity <sup>1</sup> (Btu)	Includes
<b>Universal Single-Stage Models - Intermittent Pilot, Direct Spark, and Hot Surface Ignition</b>						
700-056†	7000BDER-S7A	3/4"	3/4"	Nat/LP - Slow Opening	350,000	(1) LP Kit, (2) 3/4" x 1/2" bushings
700-058†	7000DEHC-S7A	1"	1"	NONE* - Slow Opening	720,000	(1) LP Kit, (2) 1" x 3/4" bushings
700-059†	7000DERHC-S7C	1"	1"	Nat (4.0" WC) - Slow Opening	720,000	(2) 1" x 3/4" bushings
<b>Universal 2-Stage Models - Intermittent Pilot, Direct Spark, and Hot Surface Ignition</b>						
720-051	7000 BDER2-3-LP-S7C	3/4"	3/4"	LP (2.8" WC - 11.0" WC) Slow Opening	350,000	(1) LP Kit, (2) 3/4" x 1/2" bushings
720-053	7000BDER2-4-S7A	3/4"	3/4"	Nat (1.3" WC - 3.5" WC) Slow Opening	350,000	(1) LP Kit, (2) 3/4" x 1/2" bushings


† Includes parts to adapt to direct spark or hot surface applications. \* A separate pressure regulator may be required for the system.  
<sup>1</sup> 1000 Btu/Cu Ft 0.64 specific gravity Natural gas (or 2500 Btu/Cu Ft 1.53 specific gravity LP gas) @ 1" WC p.d.

## Robertshaw 710 Series Low Profile Valves

710 Series low profile gas heating valves are designed for recreational vehicles and other applications with limited space. All models include a manual valve (gas cock), automatic pilot safety valve, pilot outlet, pilot gas filter and pilot adjusting key. These valves can be mounted in any position except upside down.

**Temperature Range**  
**Pilot Outlet**  
**Gas cock dial marking**  
**Max. inlet pressure**

58° to 90° F (Hydraulic Models)  
 1/4" Tubing  
 Off-Pilot-On  
 14" wc (1/2 PSI)



Order No.	Factory Model	Inlet Size (FPT)	3 Position Outlet (FPT) with Plugs	Capillary Length	Pressure Regulator	Capacity <sup>1</sup> (Btu)	Notes:
<b>MANUAL Models</b>							
710-101	7000MLC	1/2"	1/2"	N/A	NONE*	Nat - 70,000 LP - 112,000	Includes: (1) LP Kit, (2) 1/2" x 3/8" bushings
<b>HYDRAULIC - Snap Action Models</b>							
710-203	7000SLC	1/2"	1/2"	36"	NONE*	Nat - 70,000 LP - 112,000	Includes: (1) LP Kit, (2) 1/2" x 3/8" bushings (Used on RV's)
710-205	7000SRLC	1/2"	1/2"	36"	Nat (3.5" WC)	Nat - 70,000 LP - 112,000	(2) 1/2" x 3/8" bushings (Used on Wall Furnaces)
710-218	7000SLC	3/8"	3/8" Straight-Thru	36"	NONE*	Nat - 70,000 LP - 112,000	Used on Catering Trucks (200-250F)
<b>24 Volt Models</b>							
710-402	7000ERLC	1/2"	1/2"	N/A	Nat/LP	Nat - 70,000 LP - 112,000	Includes: (1) LP Kit, (2) 1/2" x 3/8" bushings (12VDC, 24VAC) (Used on Wall Furnaces)
<b>MILLIVOLT Models</b>							
710-502	7000MVRLC	1/2"	1/2"	N/A	Nat/LP	Nat - 70,000 LP - 112,000	Includes: (1) LP Kit (2) 1/2" x 3/8" bushings (Replaces B67 valves)
710-503-NAT	7000MVRB-5-LC	1/2"	3/8"	N/A	Nat Hi-Lo Adjustable (1.7"-3.5" WC)	70,000	(Used on Hearth / Fireplace applications)
710-503-LP	7000MVRB-5-LC	1/2"	3/8"	N/A	LP Hi-Lo Adjustable (7"-11")	112,000	(Used on Hearth / Fireplace applications)
710-508	7000MVRLC	3/8"	3/8"	N/A	Nat/LP	Nat - 70,000 LP - 112,000	Includes: (1) LP Kit (Used on Hearth / Fireplace applications)
710-511†	7000MVRB-5-LC	1/2"	3/8"	N/A	Nat/LP Hi-Lo Adjustable	Nat - 70,000 LP - 112,000	Includes: (1) LP Kit (Used on Hearth / Fireplace applications)
† Has special quick dropout safety magnet.      * A separate pressure regulator may be required for the system. <sup>1</sup> 1000 Btu/Cu Ft 0.64 specific gravity Natural gas (or 2500 Btu/Cu Ft 1.53 specific gravity LP gas) @ 1" WC p.d.							



## Robertshaw 722 Series Low Capacity Dual Valves

722 Series Uni-Kits are designed for intermittent pilot, direct spark or hot surface heating applications. They incorporate dual automatic valves (redundant) that are pressure regulated and come factory set at 3.5"wc for natural gas. They can be converted to LP by installing the regulator conversion kit that is included. They can be mounted in any position except upside down.



722-079



722-051

**Electrical Rating** 24 VAC, 0.4 amps  
**Pilot Outlet (optional)** 1/4" tubing  
**Ambient Rating** -40°F to 175°F  
**Maximum Inlet Pressure** 1/2" PSI

Order No.	Factory Model	Inlet Size	Outlet Size*	Pressure Regulator	Capacity (Btu)	Includes
722-079	2000IPERHC	1/2"	1/2"	Nat/LP†	125,000	(1) 1751-025 LP Kit
722-051	7200ER	1/2"	3/4"	Nat/LP†	125,000	(1) 1751-025 LP Kit

\* Straight-through, 1/2" flanged outlet w/ screws. † LP Regulator is adjustable from 8"-11" WC

## Robertshaw 720 Series 24V Valves

These 720 Series valves are designed for Intermittent Pilot Ignition (7000IPER models) and Hot Surface Ignition (7000DER models) applications. These valves incorporate a manual valve, pilot valve (IPER models only), dual automatic valve, and a main gas pressure regulator.



720-054



720-079

**Electrical Rating** 24 VAC, 50/60 Hz .45 amp.  
**Terminal connections** 1/4" & 3/16" quick-connect  
**Pilot outlet** 1/4" tubing  
**Ambient rating** -40°F to +175°F max.  
**Maximum Inlet Pressure** 14" W.C. (1/2 PSI)

Order No.	Factory Model	Inlet Size (FPT)	Outlet Size (FPT)	Side Outlet (FPT) w/ Plugs	Pressure Regulator	Capacity <sup>1</sup> (Btu)	Includes
<b>Universal Models - Intermittent Pilot, Direct Spark, and Hot Surface Ignition</b>							
720-079	7200ERC	1/2"	3/4"	1/2"	Nat/LP	Nat - 200,000 LP - 320,000	(1) LP Kit (1) 1" x 3/4" bushings
<b>Intermittent Pilot - Slow Opening Model</b>							
720-070	7200IPER-S7C	1/2"	3/4"	N/A	Nat/LP Slow Opening	Nat - 200,000 LP - 320,000	(1) LP Kit (1) 3/4" x 1/2" bushings
<b>Hot Surface Ignition - Standard Model</b>							
720-051	7200DER (Has NO pilot outlet)	1/2"	3/4"	1/2"	Nat/LP	Nat - 200,000 LP - 320,000	(1) LP Kit, (1) 3/4" x 1/2" bushings
<b>Hot Surface Ignition - Slow Opening Model</b>							
720-050*	7200DER-S7C (Has pilot outlet)	1/2"	3/4"	N/A	Nat/LP Slow Opening	Nat - 200,000 LP - 320,000	(1) LP Kit
<b>Hot Surface Ignition - Step Opening Models</b>							
720-054	7200DER-SO-3 (Has pilot outlet)	1/2"	3/4"	1/2"	Nat/LP Step Opening	Nat - 200,000 LP - 320,000	(1) LP Kit, (1) 3/4" x 1/2" bushings
720-055	7200DERCS-1	1/2"	3/8"	N/A	Conv Reg Nat/LP Step Opening	125,000	

\* Has pilot outlet, but includes plug. <sup>1</sup> 1000 Btu/Cu Ft 0.64 specific gravity Nat @ 1" WC p.d.

## Robertshaw 720 Series Standing Pilot Dual Valves

720 Series standing pilot gas valves are six function valves incorporating a manual valve, safety shutoff magnet, dual automatic valve, main gas regulator, and pilot adjustment. These valves can be mounted in any position except upside down.



720-402



720-472

**Electrical Rating** 24VAC, 5 amps, 50/60 Hz  
**Pressure Regulator**  
 Natural Gas factory set @ 3.5" W.C.  
 LP Gas factory set @ 11.0" W.C.  
**Pilot Outlet** 1/4" tubing  
**Ambient Temperature** -40° to 175°F  
**Maximum Inlet Pressure** 14" W.C. (1/2 PSI)  
**Capacity (Btu)** Nat - 200,000  
 LP - 320,000

Order No.	Factory Model	Inlet Size	Outlet Size	Side Outlets	Pressure Regulator	Includes
<b>Standing Pilot Models</b>						
720-402	7200ER	1/2"	3/4"	1/2"	Nat/LP	(1) LP Kit, (1) 3/4" x 1/2" bushing
720-403	7200ER-S7C	1/2"	3/4"	1/2"	Nat/LP - <b>Slow Opening</b>	(1) LP Kit, (1) 3/4" x 1/2" bushing
720-406	7200ER	3/4"	3/4"	N/A	Nat/LP	(1) LP Kit, (2) 3/4" x 1/2" bushings
<b>Standing Pilot Models - Convertible Regulator</b>						
720-007	7200ERC	1/2"	1/2"	1/2"	Nat/LP <sup>Δ</sup>	(1) 1/2" x 3/8" bushing
<b>Standing Pilot Models - Step-Opening w/ Convertible Regulator</b>						
720-472 <sup>†</sup>	7200ERCS-2	1/2"	1/2"	1/2"	Nat/LP <sup>Δ</sup> - <b>Step Opening</b>	(1) 1/2" x 3/8" bushing

<sup>†</sup> Step-Opening feature (starts 40% - Full Flow in 30 secs)

<sup>Δ</sup> Convertible regulator for mobile home use only. (3.5" WC - Nat, 11.0" WC - LP)

## Robertshaw 1751 Pressure Regulator Kits

Add-on pressure regulators are available for 700 Series gas valves (except 700-200 Series hydraulic models which have a built-in regulator, meaning you must replace the whole valve). Kits include: gasket, mounting screws and instruction.

**NOTE:** Always use a new gasket and mounting screws when replacing the pressure regulator.



1751-013



1751-007



1751-021



1751-016  
 1751-018  
 1751-019

Order No.	Regulator Type	Adjustable WC Pressure		Use With:
		Low	High	
1751-003	3.5" WC Nat Gas	3"	7"	700 Series (Model 7000) and 710 Series (Model 7000LO), except hydraulic models, which are NOT field convertible.
1751-005	Hi-Lo Nat	1.3"	3.9"	
1751-021	Hi-Low LP	2.7"	11"	
1751-007	Cover Plate	N/A	N/A	
1751-013	11" WC LP	8"	12"	
1751-016	11" WC LP	8"	12"	700 Series (Model 7100) and 720 Series (Model 7200)
1751-018	3.5" WC Nat	3"	7"	
1751-019	11" WC LP	8"	12"	700 Series (Model 7100) and 720 Series (Model 7200) with <b>Step Opening Only</b>

## Robertshaw Valve Accessories

### On/Off/Pilot Knob



1751-012

1751-028

Order No.	Description
1751-012	Beige - Fits all 700 Series Valves
1751-028	Black - Fits all 710 Series Valves

### Drive Rod Adaptor

For use on 700 & 710 Series



Order No.
1751-009

## Honeywell V800 Low Voltage Combination Valves

Provides complete control of continuous pilot gas-fired central furnaces and boilers.



V800A1070

Order No.	Voltage	Inlet / Outlet Size	Capacity (Btu)	Pressure Regulator	Includes
V800A1070	24V	1/2" x 3/4"	250,000 - Nat 405,000 - LP	Nat (3.5" WC)	(1) 391937 LP Conversion Kit, (1) 3/4" x 1/2" bushing, (1) 1/2" x 3/8" bushing
V800A1088	24V	3/4" x 3/4"	335,000 - Nat 542,000 - LP	Nat (3.5" WC)	(1) 391937 LP Conversion Kit, (2) 3/4" x 1/2" bushings, (1) 1/2" x 3/8" bushing
VS820A1054	Millivolt	3/4" x 3/4"	335,000 - Nat, 542,000 - LP	Nat (3.5" WC)	(1) 391937 LP Conversion Kit, (2) 3/4" x 1/2" bushings

## Honeywell VR200 & VR300 Continuous Pilot Automatic Valve

Combination gas controls for use in 24 Vac, gas-fired, standing pilot appliances.

Lite-Rite (Off-Pilot-On) lighting sequence.

**Mounting:** 0 to 90 degrees in any direction from upright position of gas control knob, including vertically.

**Body Pattern:** Straight-through

**Body Gas Outlet:** Compression fitting for 1/4" OD tubing.

**Pressure Tapping:** 1/8" NPT with plug.

**Max Pressure Rating:** 1/2 psi inlet pressure.

**Ambient Temp Range:** 0°F to 175°F (-18C to +79°C)



VR200A2132

VR300A3500

Order No.	Inlet / Outlet Size	Capacity (Btu)	Pressure Regulator	Includes
VR200A2132	1/2" x 1/2"	200,000 - Nat 324,000 - LP	Nat (3.5" WC)	(1) 393691 LP Conversion Kit, (1) 1/2" x 3/8" bushing, (1) 393690-14 bag assembly - 3/4" straight flange with O-ring screws and wrench
VR200H1251	1/2" x 1/2"	200,000 - Nat 324,000 - LP	Nat (3.5" WC) <b>Slow Opening</b>	
VR300A3500	1/2" x 3/4"	290,000- Nat 469,800 - LP	Nat (3.5" WC)	(1) 393691 LP Conversion Kit, (1) 3/4" x 1/2" bushing
VR300C4035	3/4" x 3/4"	486,000 - LP	LP (10" WC) <b>Step Opening*</b>	(2) 3/4" x 1/2" bushings
VR300C4506	3/4" x 3/4"	300,000 - Nat	Nat (0.9"-3.5" WC) <b>Step Opening*</b>	(2) 3/4" x 1/2" bushings

\*Step pressure is non-adjustable.

## Honeywell VR4300 Continuous Pilot Dual Automatic Valve

Combination gas control for use in 120 Vac, gas-fired, standing pilot appliances.

Lite-Rite (Off-Pilot-On) lighting sequence.

**Mounting:** 0 to 90 degrees in any direction from upright position of gas control knob, including vertically.

**Body Pattern:** Straight-through

**Body Gas Outlet:** Compression fitting for 1/4" OD tubing.

**Pressure Tapping:** 1/8" NPT with plug.

**Max Pressure Rating:** 1/2 psi inlet pressure.

**Ambient Temp Range:** 0°F to 175°F (-18C to +79°C)



VR4300A4502

Order No.	Inlet / Outlet Size	Capacity (Btu)	Pressure Regulator	Includes
VR4300A4502	3/4" x 3/4"	300,000 - Nat 486,000 - LP	Nat (3.5" WC)	(1) 393691 LP Conversion Kit, (2) 3/4" x 1/2" bushings, (1) 1/2" x 3/8" bushing

## Honeywell VR8204 & VR8304 Intermittent Pilot Dual Automatic Valve

Combination gas control for use with 24V gas-fired, intermittent pilot appliances.

- Lite-Rite (Off-Pilot-On)** lighting sequence.
- Mounting:** 0 to 90 degrees in any direction from upright position of gas control knob, including vertically.
- Body Pattern:** Straight-through
- Pressure Tapping:** 1/8" NPT with plug.
- Max Pressure Rating:** 1/2 psi inlet pressure.
- Ambient Temp Range:** VR8204: 0°F to 175°F (-18°C to +79°C)  
VR8304: -40°F to +175°F (-40°C to +79°C)




Order No.	Inlet / Outlet Size	Capacity (Btu)	Pressure Regulator	Includes
VR8204A2076	1/2" x 1/2"	200,000 - Nat 324,000 - LP	Nat (3.5" WC)	(1) <b>393691</b> LP Conversion Kit, (1) 1/2"x3/8" bushing
VR8204C1019	1/2" x 1/2"	200,000 - Nat	Nat (0.9"-3.5" WC) <b>Step Opening*</b>	
VR8304M4507	3/4" x 3/4"	300,000 - Nat 486,000 - LP	Nat (3.5" WC)	(1) <b>393691</b> LP Conversion Kit, (2) 3/4" 1/2" bushings
VR8304H4503	3/4" x 3/4"	300,000 - Nat 486,000 - LP	Nat (3.5" WC) <b>Slow Opening</b>	(1) <b>393691</b> LP Conversion Kit

\* Step pressure is not adjustable.

## Honeywell VR8205 & VR8305 Direct Ignition Dual Automatic Valve

Combination gas control for use with 24V hot surface & direct spark ignition systems.

- Mounting:** 0 to 90 degrees in any direction from upright position of gas control knob, including vertically.
- Body Pattern:** Straight-through
- Pressure Tapping:** 1/8" NPT with plug.
- Pressure Rating:** 1/2 psi inlet pressure.
- Ambient Temp Range:** VR8205: 0°F to 175°F (-18°C to +79°C)  
VR8305M: -40°F to +175°F (-40°C to +79°C)



Order No.	Inlet / Outlet Size	Capacity (Btu)	Pressure Regulator	Notes:
VR8205A2024	1/2" x 1/2"	200,000 - Nat 320,000 - LP	Nat (3.5" WC)	Includes: (1) <b>393691</b> LP Conversion Kit, (1) 1/2"x3/8" bushing
VR8305M3506	1/2" x 3/4"	270,000 - Nat 437,000 - LP	Nat (3.5" WC)	(1) <b>393691</b> LP Conversion Kit, (1) 3/4" x 1/2" bushing

## Honeywell VR4305M Direct Ignition Dual Automatic Valve

Combination gas control for use with 120V hot surface & direct spark ignition systems.

- Mounting:** 0 to 90 degrees in any direction from upright position of gas control knob, including vertically.
- Body Pattern:** Straight-through
- Pressure Tapping:** 1/8" NPT with plug.
- Pressure Rating:** 1/2 psi inlet pressure.
- Ambient Temp Range:** -40°F to +175°F (-40°C to +79°C)



VR4305M4532

Order No.	Inlet / Outlet Size	Capacity (Btu)	Pressure Regulator	Includes
VR4305M4532	3/4" x 3/4"	300,000 - Nat 486,000 - LP	Nat (3.5" WC)	(1) <b>393691</b> LP Conversion Kit, (2) 3/4" x 1/2" bushings, (1) 1/2"x3/8" bushing

## Honeywell SV9501 Smart Valve™

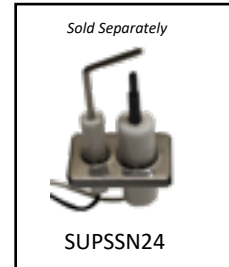
Combination gas flow control and electronic intermittent pilot sequencing functions into a single unit.



**IMPORTANT:** This control is for direct replacement of OEM installed controls only. Do not attempt to apply this control except as a direct replacement for specific Honeywell models. Use Y8610 (as seen below) to convert standing pilot systems to electronic ignition systems.

### Smart Valve System Replacement Parts:

Order No.	Description
SUPSSN24	Replacement Igniter/ Flame Rod Assembly with 30" lead wires.
393691	Nat to LP Conversion Kit
393690-14	3/4" straight flange



SV9501M2528

Order No.	Inlet / Outlet Size	Capacity (Btu)	Pressure Regulator	Prepurge Time	Notes:
SV9501M2528	1/2" x 1/2"	200,000 - Nat 320,000 - LP	Nat (3.5" WC)	None	Includes: <b>393691</b> LP Conversion Kit
SV9501M8129	1/2" x 1/2"	200,000 - Nat 320,000 - LP	Nat (3.4" WC) <b>Fast Opening</b>	None	Includes: <b>393691</b> LP Conversion Kit
SV9502H2522	1/2" x 1/2"	200,000 - Nat 320,000 - LP	Nat (3.2" WC) <b>Slow Opening</b>	15 Seconds	Includes: <b>393691</b> LP Conversion Kit

## Honeywell Y8610U Universal Intermittent Ignition Retrofit Kit

Kit for converting conventional standing pilot systems to intermittent pilot. For use with 24V gas-fired atmospheric furnaces, boilers, and heating applications.



**Y8610U** kits are for use with Natural or LP gas. Controls provide timed trial for ignition and 100% pilot gas shutoff and lockout if pilot fails to light.

### Each Y8610 system includes:

- **S8610U** Intermittent Pilot Module.
- **VR8304** Intermittent Pilot Dual Combination Gas Valve with an ON-OFF manual valve, pressure regulator and two automatic main gas valve operators. Valve comes with reducer bushings.
- **393691** LP Gas Conversion Kit.
- **392431** Igniter-Sensor Assembly. Includes ceramic-insulated Kanthal rod that attaches to the existing pilot burner in place of the thermocouple.

- **394800-30** Ignition Cable. 30" (762mm) cable with connectors.
- **393690-14** Flange Assembly. Includes 3/4" straight flange with O ring, 9/64 hex screws and wrench.
- **Wiring Harness**. 30" (762mm) wiring harness with 1/4" quick-connect terminals.

Order No.	Contains		Capacity (Btu)	Inlet	Reducer Bushings	Type of Gas
	Control Module <sup>A,B</sup>	Gas Valve				
Y8610U6006	S8610U3009	VR8304M3558	270,000 - Nat 437,000 - LP	3/4" x 1/2"	(2) 3/4" x 1/2"	Nat/LP

<sup>A</sup> With 100 percent pilot gas shutoff and lockout; 90 maximum timed trial for ignition    <sup>B</sup> Includes automatic vent damper plug

## Honeywell Gas Valve Conversion Kits

Order No.	Kit Type	Use With
391936	LP to Nat	V800, VS820, VS821, and VR8445; Standard (A or M) or Slow Opening (H).
391937	Nat to LP	
393691	Nat to LP	SV9501, SV9502, VR8200, VR8300, and VR4200, VR4300; Standard (A or M) or Slow Opening (H).
394588	LP to Nat	
396221	Nat to LP	VR8205 and VR8215 (S or T)
396222	LP to Nat	

## White-Rodgers 36C Series Standing Pilot Valves



36C03-333



36C03U-333

**SPECIFICATIONS:**  
**Electrical Rating** 24 VAC 60 Hz, 0.23 amps, (Millivolt valves are 750mv)  
**Regulator Setting** Natural gas, 3.5" W.C. LP gas 11.0" W.C.  
**Ambient Operating Rating** -40°F to +175°F (-40°C to +79°C)  
**Maximum Pressure Rating** 1/2 PSI (14.0" W.C.)  
**Pilot Gas Connection** 1/4" compression  
**Pressure Tap** 1/8" NPT

Order No.	Voltage	Pipe Size	Pressure Regulator	Capacity (Btu)	Line Interrupter	Includes
36C03-333	24Vac	1/2" x 3/4"	Nat/LP	Nat - 290,000 LP - 469,000	Yes	(1) F92-0659 LP Kit (1) 3/4" x 1/2" bushing
36C03-433	24Vac	3/4" x 3/4"	Nat/LP	Nat - 400,000 LP - 648,000	Yes	(1) F92-0659 LP Kit (2) 3/4" x 1/2" bushings
36C03U-333	750mv	1/2" x 3/4"	Nat/LP	Nat - 290,000 LP - 469,000	Yes	(1) F92-0659 LP Kit (1) 3/4" x 1/2" bushing
36C03U-433	750mv	3/4" x 3/4"	Nat/LP	Nat - 400,000 LP - 648,000	Yes	(1) F92-0659 LP Kit (2) 3/4" x 1/2" bushings
36C53-418	24Vac	3/4" x 3/4"	Nat 3.5" WC Slow Opening	Nat - 400,000 LP - 648,000	Yes	(2) 3/4" x 1/2" bushings For LP, add (1) F92-0659

## White-Rodgers 36H Series 24V Universal Electronic Ignition Valves

Compact multifunction valves designed to meet the requirements for use with all types of intermittent ignition systems (cycle pilot, proven pilot, direct spark ignition and hot surface ignition).



36H32-304

**SPECIFICATIONS:**  
**Electrical Rating** 24Vac, Single Stage 0.41 amps, Two-Stage 0.54 amps  
**Regulator Adjustment Range** Nat - 2.5 to 5.0" W.C. LP - 7.0 to 12.0 W.C.  
**Maximum Pressure Rating** 1/2 PSI (14.0" W.C.)  
**Ambient Operating Range** -40 to +175°F (-40°C to +79°C)

Order No.	Pipe Size	Pressure Regulator	Capacity (Btu)	Stages	Includes
36H32-304	1/2" x 3/4"	Nat (2.5" WC-5" WC) LP (5"-12" WC)	Nat - 300,000 LP - 486,000	Single	(1) F92-0659 LP Kit (1) 3/4" x 1/2" bushing
36H32-423	3/4" x 3/4"	Nat (2.5" WC-5" WC) LP (4"-9.5" WC)	Nat - 400,000 LP - 648,000	Single	(1) F92-0659 LP Kit (2) 3/4" x 1/2" bushing
36H32-463	3/4" x 3/4"	Nat (1"-3.5" Low, 2.5"-5" High) LP (1"-3.5" Low, 8"-12" High)	Nat - 400,000 LP - 648,000	Two-Stage	(1) F92-1008 LP Kit (2) 3/4" x 1/2" bushing
36H33-412	3/4" x 3/4"	Nat (1"-3.5" Low, 2.5"-5" High) LP (1"-3.5" Low, 8"-12" High) Slow Opening	Nat - 400,000 LP - 648,000	Two-Stage	(1) F92-1008 LP Kit (2) 3/4" x 1/2" bushing

## White-Rodgers 36G & 36J Gemini Valves

The 36G and 36J Series combination valve is designed for use with non-piloted Intermittent Ignition systems. The control is designed to meet today's maximum capacity, smaller size, and high efficiency gas systems. Features include inlet and outlet pressure taps and the ability to mount in any position including upside down.



36J24-214

**SPECIFICATIONS:**

**Electrical Rating**

24Vac, Single Stage 0.41 amps,  
Two-Stage 0.54 amps

**Regulator Adjustment Range**

Nat - 2.5 to 5.0" W.C.  
LP - 7.0 to 12.0 W.C.

**Maximum Pressure Rating**

1/2 PSI (14.0" W.C.)

**Ambient Operating Range**

-40 to +175°F (-40°C to +79°C)

**Inlet & Outlet Pressure Tap**

Yes

Order No.	Pipe Size	Pressure Regulator	Capacity (Btu)	Stages	Includes
36G22-254	1/2" x 1/2"	Nat (2.5"-5" WC) <b>Fast Opening</b>	Nat - 210,000 LP - 340,000	Single	<b>For LP, add F92-0659 kit.</b> (2) 1/2" x 3/8" bushings
36J22-214	1/2" x 1/2"	Nat (2.5"-5" WC) LP (7"-12" WC) <b>Fast Opening</b>	Nat - 210,000 LP - 340,000	Single	(1) F92-0659 LP Kit (2) 1/2" x 3/8" bushings
36J24-214	1/2" x 1/2"	Nat (2.5"-5" WC) LP (7"-12" WC) <b>Slow Opening</b>	Nat - 210,000 LP - 340,000	Single	(1) F92-0659 LP Kit (2) 1/2" x 3/8" bushings
36J54-214	1/2" x 1/2"	Nat (1"-4" WC Low, 2"-5" WC High) LP (4"-10" Low, 6"-12" High) <b>Fast Opening</b>	Nat - 210,000 LP - 340,000	Two-Stage	(1) F92-1008 LP Kit (2) 1/2" x 3/8" bushings
36J55-214	1/2" x 1/2"	Nat/LP <b>Slow Opening</b>	Nat - 210,000 LP - 340,000	Two-Stage	(1) F92-1008 LP Kit (2) 1/2" x 3/8" bushings
36J24-614*	1/2" x 1/2"*	Nat/LP <b>Slow Opening</b>	Nat - 210,000 LP - 340,000	Single	(1) F92-0659 LP Kit (2) 1/2" x 3/8" bushings

\* Has bottom-facing outlet.

## White-Rodgers Valve Conversion Kits

Order No.	Conversion Kit Type	Use With:
F92-0656	LP to Nat	36G, H, and J Single-Stage Gas Valves
F92-0659	Nat to LP	36G, H, and J Single Stage Gas Valves
F92-1011	LP to Nat	36G, H, and J Two-Stage Gas Valves
F92-1008	Nat to LP	36G, H, and J Two-Stage Gas Valves
F92-0737	Nat to Unregulated LP	36C Gas Valves

## White-Rodgers 764 Series Valve



**SPECIFICATIONS:**  
 100% Shut-Off  
 Max Pressure 1/2 PSI  
 1/2" x 1/2"  
 Straight-Through or 90° Angle  
 (Uses Standard-Thread Thermocouple)

Order No.	Description
764-742	1/2" x 1/2", Unregulated.
F42-0895	Replacement Knob
40-026	Stem Length Adaptor (3-1/2")
F145-1112	Floor Furnace Rod Adaptor (3")

## SIT 710 MiniSIT Hydraulic Valves



Order No.	Description
SIT0710501	Nat
SIT0710502	LP

These valves are shipped with a blank plug installed. The valve will not modulate unless you replace the blank plug with the plug from the old valve.

## SIT 630 EuroSIT Manual Valves



SIT0630500

Order No.	Description
SIT0630500	Unregulated, Used on Vent-Free applications. Takes metric-thread thermocouple.
SIT0630503	LP, Used in Vented applications. Takes standard-thread thermocouple.
SIT0630555	Unregulated, Used on Vent-Free applications. Takes metric-thread thermocouple.
SIT0630513	Nat, Used on Vented applications. Takes standard-thread thermocouple.

**Please Note:** There are many different configurations of this type of valve. To be sure you receive the correct valve, please call us with the numbers on the valve's label, and/or the Brand, Model, and Serial numbers on the unit.

These valves are shipped with a blank plug installed. The valve will not modulate unless you replace the blank plug with the plug from the old valve.

## SIT 820 NOVA Valves



SIT0820636

Order No.	Description
SIT0820636	LP, Used on Vent-Free applications. Takes metric-thread thermocouple.
SIT0820637	Nat, Used in Vent-Free applications. Takes metric-thread thermocouple.
SIT0820651	LP, Used on Vented applications. Takes standard-thread thermocouple.
SIT0820652	Nat, Used on Vented applications. Takes standard-thread thermocouple.

**Please Note:** There are many different configurations of this type of valve. To be sure you receive the correct valve, please call us with the numbers on the valve's label, and/or the Brand, Model, and Serial numbers of the application it goes on.

SIT0907201	LP to Nat Conversion Kit for 820 Series valve with Hi/Lo adjustable regulator.
SIT0907202	Nat to LP Conversion Kit for 820 Series valve with Hi/Lo adjustable regluator.
SIT0907601	LP to Nat Conversion Kit for 820 Series valve with fixed-rate regulator.
SIT0907602	Nat to LP Conversion Kit for 820 Series valve with fixed-rate regulator.



## Snap Disc Fan & Limit Switches

### Manual Reset Limit Switches

Opens on temperature rise.



MR140

Order No.	Temperature (°F)	
	Open	
MR140	140	
MR150	150	
MR160	160	
MR170	170	
MR180	180	
MR190	190	
MR200	200	
MR210	210	
MR220	220	
MR240	240	
MR300	300	
MR350	350	

### Manual Reset Limit Switches (Dime Sized)

Opens on temperature rise.



SRL130

Order No.	Temperature (°F)	
	Open	
SRL130	130	
SRL220	220	
SRL230	230	
SRL240	240	
SRL250	250	
SRL260	260	
SRL300	300	
SRL350	350	

### Automatic Reset Limit Switches

Opens on temperature rise.



L130-4

Order No.	Temperature (°F)	
	Close	Open
L130-4	90	130
L140-4	100	140
L150-4	110	150
L160-4	120	160
L170-4	130	170
L180-4	140	180
L190-4	150	190
L200-4	160	200
L210-4	170	210
L220-4	180	220
L230-4	190	230
L240-4	200	240
L250-4	210	250
L270-4	230	270
L300-4	260	300
L325-4	285	325
L350-4	310	350

### Automatic Reset Limit Switches (Dime Sized)

Opens on temperature rise.



3L11-140

Order No.	Temperature (°F)	
	Close	Open
3L11-140	140	110
3L11-150	150	120
3L11-160	160	130
3L11-170	170	140
3L11-180	180	150
3L11-190	190	160
3L11-210	210	180
3L11-220	220	190
3L11-230	230	200
3L11-325	325	275

## Snap Disc Fan & Limit Switches (Continued)

### Automatic Reset Fan Switch

Closes on temperature rise.



F110-2

Order No.	Temperature (°F)	
	Open	Close
F110-2	90	110
F120-2	100	120
F130-2	110	130
F140-2	120	140
F150-2	130	150
F160-2	140	160
F175-2	155	175
F195-2	175	195
F250-4	210	250
F350-4	310	350

### Fan Switch - Long Style



CO7710-3281

Order No.	Temperature (°F)	
	Open	Close
CO7710-3281	85	105
CO7975-3281	90	110
CO8866-3281	95	130

## Fan Switch with Heat Anticipator (4-Prong)



EMR2246

Order No.	Fixed Temp Setting		Switch Action	Heater Voltage
	Cut-In (°F)	Cut-Out (°F)		
EMR2246	125	100	Close on temp rise	24V

## Adjustable Fan / Limit Switches



BAF-1

Order No.	Type	Temperature Range (°F)	Switch Action
BAF-1	Fan	90 to 130	Close on temp rise
BAF-2	Fan	140 to 180	Close on temp rise
BAL-1	Limit	135 to 175	Open on temp rise
BAL-2	Limit	175 to 215	Open on temp rise
BAL-3	Limit	210 to 250	Open on temp rise
BAL-4	Limit	250 to 290	Open on temp rise

## OEM Specific Fan and Limit Switches

**Empire**  
ECO Limit Switch



Order No.
EMR1610

**Empire**  
ECO Limit Switch



Order No.
EMR1912

**Empire**  
Limit Switch / L195-20F



Order No.
EMR630

**Empire / Monessan**  
Fan Switch (F207-32)  
Dime Size




Order No.
MON26D2870

**Empire / Monessan**  
Fan Switch F120



Order No.
MON26D5011K

**Goodman**  
Limit Switch  
L350F Manual Reset



Order No.
GMCB13701-54

**Heat-N-Glo**  
Limit Switch / 325F



Order No.
HG4021-383

**Heat-N-Glo**  
Limit Switch 325F



Order No.
HG092-531

**Heatilator**  
Limit Switch 350F  
Dime Size



Order No.
HEAT24967

**Heatilator**  
Limit Switch L160-35C



Order No.
HEAT24968A

**Majestic**  
Spill Switch L275



Order No.
MAJ51866

**Martin**  
Vent Switch / L233-50  
Warm Morning Units



Order No.
MA906240R

## OEM Specific Fan and Limit Switches (Continued)

**Modine**  
Limit Switch / L140  
3-Terminal



Order No.
MO5H68074

**Modine**  
Limit Switch / L330F



Order No.
MO5H73057-6

**Modine**  
Limit Switch / L140-40F



Order No.
MO5H73593

**Reznor**  
Limit Switch



Order No.	Temp
RE045602	L180
RE085449	L200

**Reznor**  
ECO Switch / 152C



Order No.
RE082414

**Reznor**  
Spill Switch / L275F



Order No.
RE121275

**Vermont Castings**  
Spill Switch



Order No.
VC20005039

If you do not see the part you are needing, please **call us** with your unit's Brand, Model, and Serial Number.

## Standard Transformers

Provide power to 24V circuits. Multiple mounting options.



AT72D1683

Order No.	Rating (VA)	Primary Voltage	Primary Lead Length	Secondary Voltage	Secondary Lead Length	Mounting
AT72D1683	40	120V	9"	26.5V	Screw Terminals	Foot-Mount, Plate-Mount on 4" x 4", 4" Octagon, or 2" x 4" Electrical Box
620-403	40	208V/240V	9"	26.5V	Screw Terminals	

## General Purpose Transformers

Provide power to 24V circuits. Intended for use in systems with predicable, uniform loads. Multiple mounting options.



AT140A1000

Order No.	Rating (VA)	Primary Voltage	Primary Lead Length	Secondary Voltage	Secondary Lead Length	Mounting
AT140A1000	40	120V	9"	27.0V	Screw Terminals	Foot-Mount, Plate-Mount, 2" x 4" or 4" x 4" Outlet Box, or Panel-Mounted
AT140B1206	40	120V	9"	27.0V	9"	Foot-Mount
AT175A1008	75	120V/ 208V/240V	9"	27.0V	Screw Terminals	Foot-Mount, Plate-Mount, 2" x 4" or 4" x 4" Outlet Box, or Panel-Mounted

## General Purpose Transformers


Provide power to 24V circuits. Multiple mounting options.



AT40A1121

Order No.	Rating (VA)	Primary Voltage	Primary Lead Length	Secondary Voltage	Secondary Lead Length	Mounting
AT40A1121	40	120V	9"	26.5V	9"	Direct Mount, Horizontal or Vertical Mount
AT40A1139	40	240V	9"	26.5V	9"	Direct Mount, Horizontal or Vertical Mount

## 620 Series Universal-Mount Transformers




620-402

Order No.	Rating (VA)	Primary Voltage	Primary Lead Length	Secondary Voltage	Secondary Lead Length	Mounting
620-402	48*	120V/208V/240V	8"	2.5V, 12V, 24V, or 2.5V & 24V, or 12V & 24V	8"	Universal
620-403	40	120V	8"	24V	8"	Universal
620-404	40	208V/240V	8"	24V	8"	Universal
620-502	50	120V/208V/240V	8"	24V	8"	Universal

\* Combined total output of all secondaries

## BE 2"x4" Transformer


Provide power to 24V circuits. Multiple mounting options.



Order No.	Rating (VA)	Primary Voltage	Primary Lead Length	Secondary Voltage	Secondary Connection	Mounting
BE121620	20	120V	6"	24V	Screw Terminals	2" x 4" Plate

## OEM Specific Transformers

**Coleman**  
(BE130915GEK)



Order No.
CO7945-3551

**Empire**




Order No.
EMR1995

**Midco**  
(5H71956B1 / 5H71956A1)  
115V / 24V



Order No.
MO5H71956-1

**Reznor**  
24V



Order No.
RE131988

## Braeburn 1220 Non-Programmable Digital Thermostats

Non-programmable digital thermostat for 24V or 750mv conventional and heat pump systems.



- 3" Bright Blue Backlit Display
- Adjustable Temperature Limits and Differential
- Separate O & B Terminals
- Permanent Memory Retains Settings
- Compressor Short-Cycle Protection

Order No.	Temp Range (°F)	Application	System Switch Positions	Fan Switch Positions
1220	45-90	24V or 750mv, Up to 2H / 2C Conventional, Heat Pumps w/ single compressor + up to 1 Auxiliary stage.	Cool-Off-Heat	Auto-On

## Braeburn 2220 Programmable Digital Thermostats

Programmable digital thermostat for 24V or 750mv conventional and heat pump systems.



- 3" Bright Blue Backlit Display
- Can be set to Universal 7 Day or 5-2 Day, or Non-Programmable
- Adjustable Temperature Limits and Differential
- Permanent Memory Retains Settings

Order No.	Temp Range (°F)	Application	System Switch Positions	Fan Switch Positions
2220	45-90	24V or 750mv, Up to 2H / 2C Conventional, Heat Pumps w/ single compressor + up to 1 Auxiliary stage.	Cool-Off-Heat	Auto-On

## Braeburn 7320 BlueLink® Smart Wi-Fi Touchscreen Digital Thermostat

Provides flexible Wi-Fi control of 24V or 750mv conventional and heat pump systems.




- 6.5" High Resolution Bright Blue Backlit Touchscreen\* Display
- Can be set to Universal 7 Day, 5-2 Day, or Non-Programmable
- Residential or Commercial modes
- Adjustable Temperature Limits
- Wired/Wireless Indoor, Outdoor, and Humidity Remote Sensor Capability (Sensors sold separately)
- Remote wireless access from Smartphone, Tablets, or PCs via BlueLink® Smart Connect App.\*
- Display easy to access service provider information

\* Common wire required for Wi-Fi operation.

Order No.	Temp Range (°F)	Application
7320	45-90	24V or 750mv , Up to 3H / 2C Heat Pump or up to 2H / 2C Conventional

## Robertshaw 9200 Series Mercury-Free Thermostats

Compatible with most heating and/or cooling applications including single stage heat pumps and electrical heat. No subbase is required and they will mount directly to the wall or on a standard J-Box. Mercury Free.



9204H



9204V

- Electrical rating
  - 24 volt applications 24 volt, 30 VAC, 1.6 amp max.
  - Millivolt applications 250 - 750 millivolts
  - (Thermostat comes set for 24 volt; anticipator must be adjusted for millivolt use.)
- Temperature Range 50 - 90°F (10 - 30°C)
- Differential + or - 2°F

Order No.	Application	Heat Anticipation	Comments
<b>HORIZONTAL MODELS</b>			
9200H	24V Heating & Cooling	0.2 to 1.6 amps	Single or Dual Transformer System
9204H	2-Wire Millivolt or 24 Volt	0.2 to 1.6 amps	Millivolt Compatible
<b>VERTICAL MODEL</b>			
9204V	2-Wire Millivolt or 24 Volt	0.2 to 1.6 amps	Millivolt Compatible

## Honeywell T87(K,N) The Round®

The Round® T87K and T87N thermostats provide electronic control of 24 Vac heating and cooling systems with the classic twist to set dial.



T87K1007



T87N1026

- Mercury Free
- Separate temperature setting and thermometer
- The T87K heat only works with 2 or 3 wire heat only systems
- The Easy-To-See™ model has enlarged scale and raised numbers and it clicks at every 2°F change

Accessories: **50010944-001** Range Stop Assembly

Order No.	Temp Range (°F)	Features
T87K1007	40-90	Heat Only
T87N1000	40-90	1 Heat/1 Cool Conventional and Heat Pumps with No Auxillary Heat
T87N1026	40-90	1 Heat/1 Cool Conventional and Heat Pumps with No Auxillary Heat EASY-TO-SEE™ Model

Be sure to call or email us if you need assistance finding the right thermostat for your application!



## Honeywell Mercury-Free T822 Economy Thermostats

Provide 24 Vac control of heating or cooling systems.



Heat-Off



No Heat-Off

- Vented cover for improved temperature sensing
- Setting lever and thermometer scale on thermostat face
- Mounts directly on the wall or on vertical outlet box
- Integrated thermometer and setting scale

Dimensions (approx.): 4 3/4" h x 2 7/8" w x 1 3/8" d  
121mm x 73mm x 35mm

Accuracy: +/- 2 F (+/- 1 C)

Current (Heating): 0.02 A to 1.0 A running

Electrical Ratings: 20-30 Vac

Switch Type: Precision Snap Action

Switching Action: SPST

Sensor Element: Bimetal

Accessories: **50019661-001** Temperature Range Stop Assembly

Order No.	Temp Range (°F)	Application	Features
T822K1000	45-90	Heat Only	Heat-Off
T822K1018	45-90	Heat Only	No Positive Off Switch

## Honeywell Mercury-Free T834 Thermostat

For low voltage control of single-stage heating, cooling or heating-cooling systems.



T834N1002

- Integrated thermometer and temperature setting scale
- Precise Snap-action switch
- Mount directly on wall or outlet box

Dimensions (approx.): 4 3/4" h x 2 7/8" w x 1 3/8" d  
121mm x 73mm x 35mm

Accuracy: +/- 2 F (+/- 1 C)

Current (Heating): 0.02 A to 1.0 A running

Current (Cooling): 0.02 A to 1.0 A running

Electrical Ratings: 20-30 Vac

Switch Type: Precision Snap Action

Switching Action: SPST

Sensor Element: Bimetal

Accessories: **50019661-001** Temp. Range Stop Assembly

Order No.	Application	System Switch Positions	Fan Switch Positions	Mounting	Terminal Designation
T834N1002	1 Heat / 1 Cool Conventional and Heat Pump with no Auxillary Heat	Heat-Off-Cool	Auto-On	Vertical	R,Rc,W,Y,G,O,B

## Honeywell Mercury-Free T827 Thermostat

Provides control of 750 mV or 12 Vdc heating systems.



T827K1009

- Rated for 12 Vdc and millivoltage systems
- Coiled bimetal element operates snap-acting switch
- Temperature setting lever on bottom of thermostat
- Temperature setting and thermometer scale on cover

Dimensions (approx.): 4 3/4" h x 2 7/8" w x 1 3/8" d  
121mm x 73mm x 35mm

Voltage: 12 Vdc or 750 mV

Accuracy: +/- 2 F (+/- 1 C)

Switch Type: Precision Snap Action

Switching Action: SPST

Sensor Element: Bimetal

Accessories: **50019661-001** Temp. Range Stop Assembly

Order No.	Application	System Switch Positions	Mounting	Terminal Designation
T827K1009	Heat Only	Heat - Off	Vertical	R,W

## Robertshaw 802 Line Voltage Thermostat

Single-stage heating only thermostat for use with 120V, 240V, or 277V systems.



802

- Mercury-Free
- Has Positive Off
- J-Box Compatible

Order No.	Temp Range (°F)	Application	Positive Off
802	50-90	120V, 240V, 277V, Heat Only	Yes

## Thermostat Wire



Order No.	Wires	Roll Length
TH2PP-500	2	500 Ft
TH5PP-250	5	250 Ft


Be sure to check out the **“Installation / Test Equipment / Tools”** section of this catalog for many more useful service materials and tools.

## Water Heater Parts

**\*\*\* Water Heater Gas Valves, Thermostats, & Burners \*\*\***



Most modern water heater gas valves, thermostats, and burner assemblies are made specifically for the unit they go on. Please **call us** with your unit's Brand, Model, and Serial number so we can find the correct part for your water heater.




### Common / OEM Water Heater Pilots

**American**  
Pilot w/ Thermopile




Order No.	Type Gas
AM100093983	LP

**A O Smith / State**




Order No.	Type Gas
AOS100110197	LP
AOS100110196	Nat

**A O Smith / State**




Order No.	Type Gas
AOS100109928	LP
AOS100109926	Nat

**A O Smith / State**



Order No.	Type Gas
AOS100108776	LP

**A O Smith / State**  
Pilot w/ Thermocouple



Order No.	Type Gas
AOS100109253	LP

**Atwood**  
Pilot w/ Thermocouple




Order No.	Type Gas
AT91603	LP

**Bradford White**



Order No.	Type Gas
BW233-41296-01	LP

**Rheem / Ruud**



Order No.	Type Gas
RHWSP10764C	LP

## Common / OEM Water Heater Ignitors & Flame Sensors

**Honeywell Smart Valve  
Flame Sensor + Ignitor**  
32" Leads / (Q3400A1081)




Order No.
SUPSSN24

**Bradford White**  
Used on all EF units



Order No.
BW265-45543-00

**American**  
Fits All Polaris



Order No.
AM100093631

**Rheem**  
0206FC-024 (AP10972)



Order No.
SIG108

**American**  
Flame Sensor / Ignitor Assembly



Order No.
AM100093872

**Rheem / Voyager**  
FF003




Order No.
RHWSP12143

**A O Smith**  
Flame Sensor



Order No.
AOS100110905

**Teledyne Laars Boiler Ignitor**  
Heatmaker



NOTE:  
Shoulder  
is 1" tall.

Order No.
TLRW2002300

## Common / OEM Water Heater Ignition Modules

**American**



AM100093696

Order No.	Description
AM100093697	Polaris models w/ pressure switch, UT 1018-525
AM100093696	Polaris models w/o pressure switch, UT 1018-524

**A O Smith**  
(S8600M1013)



Order No.
AOS100109929

**A O Smith**  
(BG1600M51EF-1AAC)



Order No.
C610U-1C

**Bradford White / A O Smith**



Order No.
780-845

**Bradford White / A O Smith**



Order No.
S8610U3009

**Rheem**



Order No.
780-790

## Common / OEM Water Heater Pressure Switches

**American**  
1.6" WC



Order No.
AM100093632

**American**  
2" WC



Order No.
AM100093700

**Bradford White**  
0.75" WC



Order No.
BW239-45460-00

**Rheem**  
-0.54" WC



Order No.
RHWSP11875


## Common / OEM Water Heater Miscellaneous

**Shank Extension**  
Increases shank length of 1-1/4" and 1-3/8" shanks to about 3"



Order No.
10-250

**Piezo Ignitor**  
Honeywell



Order No.
AOS100109221

**Bradford White**  
Purge Switch / F170



Order No.
BW239-38996-00

**Bradford White**  
Manual Reset Limit Switch



Order No.	Limit Temp
BW239-43676-01	240°F
BW239-43676-02	270°F
BW239-43676-03	290°F

**Temp & Pressure Relief Valve**  
210°F / 150PSI  
3/4"M x 3/4"F NPT



Order No.
18-402

**Temp & Pressure Relief Valve**  
150PSI  
1"F x 1"F NPT




Order No.
AOS100111596

**Temp & Pressure Relief Valve**  
210°F / 150PSI  
3/4"M x 3/4"F NPT



Order No.
RHWSP9013D

**Gas Spillage Kit**



Order No.
FI46086400

**Bradford White**  
Universal Draft Motor Assembly




Order No.
BW265-47200-00

If you do not see your part listed, **call us** with your unit's Brand, Model, and Serial number.

## Pool Heater Parts

### Common / OEM Pool Heater Gas Valves

Universal Millivolt Valve



Order No.	Description
700-511	Nat/LP, 750mv, 3/4" x 3/4" Slow Opening

Common 24V Valve



Order No.	Description
VR8304H4503	Nat/LP, 24V Slow Opening

Hayward



Order No.	Description
HAFDXLGSV0002	LP, 24V VR8305M4637

Hayward



Order No.	Description
HAHAXGSV0003	LP, 750mv VS820A1898

Hayward



Order No.	Description
HAHAXGSV0004	LP, 24V 36H22-433

Raypak



Order No.	Description
RA003899F	LP, 24V Slow Opening VS820H2099

Teledyne Laars



Order No.	Description
TLR0096900	LP, 750mv Slow Opening VS820H2057

Teledyne Laars



Order No.	Description
TLR0319600	LP, 24V VR8305H4039

Teledyne Laars



Order No.	Description
TLR0493200	LP, 750mv Slow Opening VS820H2057

## Common / OEM Pool Heater Thermostats & Temperature Controllers



Hayward

Order No.
HACHTST1930




Hayward

Order No.
HAHAXTST1930



Raypak

Order No.
RA003346F



Teledyne Laars

Order No.
TLR0011700



Teledyne Laars

Order No.
TLR0058200

## Common / OEM Pool Heater Ignition Modules

**Common Ignition Module**  
Used on many Pentair/PacFab and Raypak models



Order No.
S8610U3009

Hayward



Order No.
HAFDXLICB1930

**Sta-Rite**  
(Fenwal 35-662903-003)



Order No.
SR420010052S

**Teledyne Laars**  
(Fenwal 35-652929-113)




Order No.
TLR0491300

**PLEASE NOTE:** There are **MANY** other possible pool heating thermostats, temperature controls, and ignition modules to choose from. If you do not see the part you are needing, please **call us** with your unit's Brand, Model Number, and Serial Number.

## Common / OEM Pool Heater Ignitors

Hayward  
IDL Models




Order No.
HAIDLIGN1930

Hayward  
FD Models / 120V



Order No.
HAFDLIGN1930

Hayward



Order No.
HAHAXIGN1931

Pacfab / Pentair



Order No.
PF472604

Sta-Rite



Order No.
SR777070054

Teledyne Laars  
LLD Models / 120V



Order No.
TLR0317200

Teledyne Laars  
LRZE Models



Order No.
TLR0457501


Teledyne Laars  
LJ Models / 120V



Order No.
TLR0367100

## Common / OEM Pool Heater Pilots

Hayward



Order No.	Type Gas
HAHAXPLT1932	LP
HAHAXPLT1931	Nat

Pentair



Order No.	Type Gas
PF471291	LP
PF471292	Nat

Teledyne Laars



Order No.	Type Gas
TLR0096600	LP
For Nat, also order 388468H orifice	

Raypak



Order No.	Type Gas
RA002003F	Nat/LP

Teledyne Laars



Order No.	Type Gas
1830-020	LP

Teledyne Laars



Order No.	Type Gas
TLR0493000	LP

Teledyne Laars



Order No.	Type Gas
TLR0027600*	LP

\* Lighting tube is no longer available. You must reuse the original.



## Common / OEM Pool Heater Limit Switches & Cutouts

**Universal Thermal Cutout**  
300°F/149°C



Order No.
NTCD300

**Hayward Temp Limiter Kit**  
(1) Manual Reset L350°F  
(2) Limits L325°F



Order No.
HAHAXTLK1930

**Hayward**  
Limit L135°F



Order No.
HAHAXHLI1930

**Hayward**  
Manual Reset L350



Order No.
SRL350

**Hayward**  
Limit L135°F



Order No.
HAFDXLHLI1930

**Pac-Fab / Pentair**  
Thermal Cutout



Order No.
PF075173

**Raypak**  
Limit L135°F



Order No.
RA006725F

**Sta-Rite**  
Limit L135°F



Order No.
SR420010063S

**Teledyne Laars**  
Limit L135°F



Order No.
TLR0022700

**Teledyne Laars**  
Limit L150°F



Order No.
TLR0023000

**Teledyne Laars**  
Limit Set  
(1) L130°F & (1) L150°F



Order No.
TLR0457200

## Common / OEM Pool Heater Temperature Sensors

**Teledyne Laars**  
Temperature Sensor



Order No.
TLR0456500

**Sta-Rite**  
Stack-Flu Sensor



Order No.
SR420020024S

**Sta-Rite**  
Thermistor



Order No.
SR420010053S

**Raypak**  
Temperature Sensor



Order No.
RA009577F

## Common / OEM Pool Heater Pressure Switches

**Universal Water Pressure Switch**  
Comes with adaptor fittings



Order No.
UPS-3902

**Hayward**  
Water Pressure Switch



Order No.
HACHXPRS1931

**Hayward**  
Water Pressure Switch



Order No.
HAFDXLWPS1930

**Hayward**  
Water Pressure Switch  
(Tubing included)



Order No.
HAHAXPSA1930

**Raypak**  
Water Pressure Switch



Order No.
RA062237B

**Raypak**  
Water Pressure Switch



Order No.
RA006737F

**Teledyne Laars**  
2 PSI



Order No.
TLR0013200



## Common / OEM Miscellaneous Pool Heater Parts

**Hayward**  
16-3/8" Long Burner



Order No.
HAHAXBRN1930

**Raypak**  
15" Long Burner



Order No.
RA301210

**Teledyne Laars**  
18-1/2" Long Burner



Order No.
TLR0469800

**Teledyne Laars**



Order No.
TLR0334300

**Hayward**  
Flame Sensor



Order No.
HAIDLFLS1930

**Teledyne Laars**  
Flame Sensor with Gasket



Order No.
TLR0458600

## Residential Dryer Parts


### Common Dryer Ignitors

Universal Tab-Mounted Round Dryer Ignitor



Order No
41-982

Bracket for Round Ignitor



Order No
GEWE1X941

GE / Hotpoint




Order No
TH125

Universal Flat Dryer Ignitor



Order No
41-590

Maytag (Later Models)



Order No
41-021

Whirlpool / Maytag



Order No
WH37001308

### Flame Sensors


Common Flame Sensor

Used on many brands, including Whirlpool, Maytag, Speed Queen, and Frigidaire.



Order No
WH338906

GE / Hotpoint



Order No
GEWE4X448

### Coils

Common Coil Set

Used on most residential dryers. (Set of 2)



Order No
WH279834

### Thermal Fuses

Common Thermal Fuse

Used on the majority of residential dryers.



Order No
WH3392519

Common Thermal Fuse

Used on some newer residential dryers.



Order No
WH3390719

**PLEASE NOTE:**  
Most residential and commercial dryer parts are specific to the Brand & Model of the dryer. Please **call us** with the dryer's Brand, Model, and Serial number.

## Maxitrol 1/2 PSI Appliance Pressure Regulators



MAXRV12LT-1/8 LP  
MAXRV12LT-1/8 N  
MID840006



MAXRV20L-1/4 LP  
MAXRV20L-1/4 NAT  
MAXRV20L-3/8 LP  
MAXRV20L-3/8 NAT  
VA099415-18



MAXRV47CL-1/2  
MAXRV47L-3/8 LP  
MAXRV47L-3/8 NAT  
VA098867-10  
VA098867-09

Order No.	Inlet Pipe Size	Inlet Pressure (PSI)	Outlet Pressure (Inches WC)	BTU Capacity
<b>Rubber Seat Poppet Design - Main Burner and Pilot Applications</b>				
MAXRV12LT-1/8 LP	1/8"	1/2 psi	8.0"-12"	25,000
MAXRV12LT-1/8 N	1/8"	1/2 psi	2.8"-5.2"	25,000
MAXRV20L-1/4 LP	1/4"	1/2 psi	8.0"-12"	65,000
MAXRV20L-1/4 NAT	1/4"	1/2 psi	2.8"-5.2"	65,000
MAXRV20L-3/8 LP	3/8"	1/2 psi	8.0"-12"	65,000
MAXRV20L-3/8 NAT	3/8"	1/2 psi	2.8"-5.2"	65,000
MAXRV47CL-1/2	1/2"	1/2 psi	4.0"-10"	125,000
MAXRV47L-3/8 LP	3/8"	1/2 psi	8.0"-12"	125,000
MAXRV47L-3/8 NAT	3/8"	1/2 psi	2.8"-5.2"	125,000
MAXRV48L-1/2 LP	1/2"	1/2 psi	5.0"-12"	250,000
MAXRV48L-1/2 NAT	1/2"	1/2 psi	3.0"-6.0"	250,000
MAXRV48L-3/4 LP	3/4"	1/2 psi	5.0"-12"	250,000
MAXRV48L-3/4 NAT	3/4"	1/2 psi	3.0"-6.0"	250,000
<b>Straight-Thru Flow Design - Main Burner Only</b>				
MAXRV52-3/4 LP	3/4"	1/2 psi	5.0"-12"	900,000
MAXRV53-3/4 NAT	3/4"	1/2 psi	3.0"-6.0"	900,000



MAXRV48L-1/2 LP  
MAXRV48L-1/2 NAT  
MAXRV48L-3/4 LP  
MAXRV48L-3/4 NAT



MAXRV52-3/4 LP  
MAXRV53-3/4 NAT

<b>Common OEM Specific 1/2 PSI Maxitrol Regulators</b>					
Order No.	Factory No.	Inlet Size	Outlet Size	Inlet Pressure (PSI)	Outlet Pressure (Inches WC)
MID840006	RV12LT	1/8" Pipe	1/8" Pipe	1/2 psi	Fixed @ 2.0" (LP)
VA099415-18	RV20LSSRF	3/8" Pipe	3/8" Fine (Compression)	1/2 psi	Fixed @ 8.0" (LP)
VA098867-10	RV47LF	1/2" Pipe	3/8" Fine (Compression)	1/2 psi	Fixed @ 8.0" (LP)
VA098867-09	RV47LF	1/2" Pipe	3/8" Fine (Compression)	1/2 psi	Fixed @ 3.5" (Nat)

Springs to change the outlet pressure range are available for most non-fixed-rate Maxitrol regulators. For more information, please **call us** with your outlet pressure requirements.

## Maxitrol 1 PSI Service Regulators



MAXRV61-1  
MAXRV61-1 1/4



MAXRV81-1 1/4  
MAXRV81-1 1/2  
MAXRV91-2

Order No.	Pipe Size	Inlet Pressure (PSI)	Outlet Pressure (Inches WC)	BTU Capacity	Comments
<b>Main Burner Only ** USE WITH PILOT IGNITION ONLY **</b>					
MAXRV61-1	1"	1 psi	3.0-6.0"	2,500,000	LP Spring - MAXR6110-512 (Not Included)
MAXRV61-1 1/4	1-1/4"	1 psi	3.0-6.0"	2,500,000	
MAXRV81-1 1/4	1-1/4"	1 psi	3.0-6.0"	4,500,000	LP Spring - MAXR8110-512 (Not Included)
MAXRV81-1 1/2	1-1/2"	1 psi	3.0-6.0"	4,500,000	
MAXRV91-2	2"	1 psi	3.0-6.0"	7,500,000	LP Spring - MAXR9110-412 (Not Included)

## Maxitrol 325 Series (2 PSI) Service Regulators



MAX325-3L-44-LP  
MAX325-3L-44-N



MAX325-5L-3/4  
MAX325-5L-1



MAX325-7AL-11/4  
MAX325-7AL-11/2

**MOUNTING**  
The Maxitrol 325 Series is suitable for multi-positional mounting, but when using a vent limiter or vent protector, the regulator **MUST** be mounted in a horizontal upright position.

Order No.	Pipe Size	Inlet Pressure (PSI)	Outlet Pressure (Inches WC)	Maximum BTU (Individual Load)	Maximum BTU (Combined Loads)	Comments
<b>Main Burner and Pilot Applications ** USE WITH PILOT OR ELECTRONIC IGNITION **</b>						
MAX325-3L-44-LP	1/2"	2 psi	10"	LP - 225,000	LP - 402,500	Includes MAX12A09 Vent Limiter
MAX325-3L-44-N	1/2"	2 psi	7"	NAT - 140,000	Nat - 250,000	Includes MAX12A09 Vent Limiter
MAX325-5L-3/4	3/4"	2 psi	7"-11"	LP - 684,250 NAT - 300,000	LP - 966,000 Nat - 550,000	Includes MAX12A39 Vent Limiter
MAX325-5L-1	1"	2 psi	7"-11"	LP - 684,250 NAT - 300,000	LP - 966,000 Nat - 550,000	Includes MAX12A39 Vent Limiter
MAX325-7AL-11/4	1-1/4"	2 psi	7"-11"	LP - 2,012,500 NAT - 1,250,000	LP - 2,012,500 Nat - 1,250,000	If indoors, also order MAX12A49 Vent Limiter. If outdoors also order MAX13A25 Vent Protector.
MAX325-7AL-11/2	1-1/2"	2 psi	7"-11"	LP - 2,012,500 NAT - 1,250,000	LP - 2,012,500 Nat - 1,250,000	If indoors, also order MAX12A49 Vent Limiter. If outdoors, also order MAX13A25 Vent Protector.

## Maxitrol 325 Series (5 PSI) Service Regulators w/ OPD\*

\* If the incoming pressure exceeds 2 PSI, code requires an over-protection device (OPD) for Maxitrol regulators.



MAX325-3L48-1/2  
MAX325-5L48  
MAX325-5L600-1



3257AL210D-1 1/4  
3257AL210D-1 1/2  
MAX325-9L210E-2

**WARNING:**  
Vent Limiters **CANNOT** be used on:  
- LP systems exceeding 2PSI  
- Natural gas systems exceeding 5PSI

**MOUNTING**  
The Maxitrol 325 Series is suitable for multi-positional mounting, but when using a vent limiter or vent protector, the regulator **MUST** be mounted in a horizontal upright position.

Order No.	Pipe Size	Inlet Pressure (PSI)	Outlet Pressure (Inches WC)	Maximum BTU (Individual Load)	Maximum BTU (Combined Loads)	Comments
<b>Main Burner and Pilot Applications ** USE WITH PILOT OR ELECTRONIC IGNITION **</b>						
MAX325-3L48-1/2	1/2"	5 psi	7-11"	LP - 322,000 NAT - 200,000	LP - 322,000 Nat - 200,000	Includes (2) <b>MAX12A09</b> Vent Limiters for indoor use. If outdoors, also order (2) <b>MAX13A15</b> Vent Protectors.
MAX325-5L48	3/4"	5 psi	7-11"	LP - 515,200 NAT - 320,000	LP - 515,200 Nat - 320,000	Includes (1) <b>MAX12A39</b> and (1) <b>MAX12A09</b> Vent Limiter for indoor use. If outdoors, also order (1) <b>MAX13A15-5</b> , and (1) <b>MAX13A15</b> Vent Protector.
MAX325-5L600-1	1"	5 psi	7-11"	LP - 748,650 NAT- 465,000	LP - 748,650 Nat - 465,000	Includes (1) <b>MAX12A39</b> and (1) <b>MAX12A09</b> Vent Limiter for indoor use. If outdoors, also order (1) <b>MAX13A15-5</b> and (1) <b>MAX13A15</b> Vent Protector.
3257AL210D-1 1/4	1-1/4"	5 psi	7-11"	LP - 2,012,500 NAT - 1,250,000	LP -2,012,500 Nat - 1,250,000	If indoors (and not using existing venting), also order (1) <b>MAX12A49</b> and (1) <b>MAX12A39</b> Vent Limiter. If outdoors, also order (1) <b>MAX13A25</b> and (1) <b>MAX13A15-5</b> Vent Protector.
3257AL210D-1 1/2	1-1/2"	5 psi	7-11"	LP - 2,012,500 NAT - 1,250,000	LP -2,012,500 Nat - 1,250,000	If indoors (and not using existing venting), also order (1) <b>MAX12A49</b> and (1) <b>MAX12A39</b> Vent Limiters. If outdoors, also order <b>MAX13A25</b> and <b>MAX13A15-5</b> Vent Protector.
MAX325-9L210E-2	2"	5 psi	7-11"	LP - 3,622,500 NAT - 2,250,000	LP - 3,622,500 Nat - 2,250,000	If indoors (and not using existing venting), also order (2) <b>MAX12A49</b> Vent Limiters. If outdoors, also order (2) <b>MAX13A25</b> Vent Protectors.

If you need assistance with finding the correct regulator for your application, please **call us**.

We will need to know the following information:


- Line Size • Inlet Pressure (psi) • Desired Outlet Pressure (inches WC) • BTU Load
- Type of Gas (LP or Natural) • Location of the Installation (Indoors or Outdoors)

## Maxitrol Regulator Accessories


### Vent Limiters

### Vent Protectors


**✓Limiter® Vent Limiting Devices**



MAX12A09  
(1/8" NPT)



MAX12A39  
(3/8" NPT)




MAX12A49  
(1/2" NPT)

Order No.	Used On
MAX12A09	325-3 Series
MAX12A39	325-5 Series
MAX12A49	325-7 & 325-9 Series


**WARNING:**

Vent Limiters **CANNOT** be used on:  
 - LP systems exceeding 2PSI  
 - Natural gas systems exceeding 5PSI


**✓Protector® Vent Protectors**



MAX13A15  
(1/8" NPT)



MAX13A15-5  
(3/8" NPT)



MAX13A25  
(1/2" NPT)

Order No.	Used On
MAX13A15	325-3 Series
MAX13A15-5	325-5 Series
MAX13A25	325-7 & 325-9 Series

**PLEASE NOTE:**

When using a vent limiter or vent protector, the regulator **MUST** be mounted in a horizontal upright position.

### MAXICAP Vent Covers

Weatherproof vent covers that fit 325 Series regulators.



MAXICAP-3

Order No.	Used On
MAXICAP-3	325-3 Series
MAXICAP-5	325-5 Series
MAXICAP-7	325-7 Series

### MAXIVENT

Weatherproof vent for external relief when piped to the outdoors.



MAXIVENT-3/4F

Order No.	Description
MAXIVENT-3/4F	3/4" Female

## Equimeter Final Stage Service Regulators



EQ143-80-2-1  
EQ143-80-2-1 1/4  
EQ143-80-2-3/4



EQ243-12-2  
EQ243-8-2-1 1/2

- These service regulators have an internal relief valve installed for final stage usage.
- Can be mounted in any position except upside down via rotating flange inlet/outlet.
- Spring and orifice should be sized according to BTU demand.
- Maximum inlet pressure is 125 PSI *with the appropriate orifice.* Maximum inlet pressures for the orifices that are installed by default are listed below.

Order No.	Pipe Size	Inlet Pressure	Outlet Pressure (Inches WC)	2PSI Maximum BTU Capacity	5PSI Maximum BTU Capacity	10PSI Maximum BTU Capacity	Comments
EQ143-80-2-3/4	3/4"	Up to 60 psi	6"-14"	530,000	700,000	950,000	Has 1/4" orifice installed from the manufacturer
EQ143-80-2-1	1"	Up to 40 psi	6"-14"	840,000	1,160,000	1,330,000	Has 3/8" orifice installed from the manufacturer
EQ143-80-2-1 1/4	1-1/4"	Up to 20 psi	6"-14"	1,020,000	1,490,000	1,800,000	Has 1/2" orifice installed from the manufacturer
EQ243-8-2-1 1/2	1-1/2"	Up to 40 psi	6"-14"	2,000,000	3,800,000	5,400,000	Has 3/4" orifice installed from the manufacturer
EQ243-12-2	2"	Up to 60 psi	6"-14"	3,400,000	6,900,000	9,200,000	Has 3/4" orifice installed from the manufacturer

**PLEASE NOTE:**  
These regulators are stocked for the above settings. The spring range and orifice may be changed according to your specific needs.

## 4600 Series Convertable (1/2 PSI) Regulators

The primary advantage of these regulators are their easy conversion feature. The 4600S0001 can be converted from Natural to LP by flipping the pin located underneath the screw-off cap, while the 4600S0004 simply needs the cap itself to be flipped over for conversion.



4600S0001



4600S0004

Order No.	Pipe Size	Maximum Inlet Pressure (PSI)	Outlet Pressure	BTU/hr
4600S0001	1/2"	1/2 PSI	LP - 10" Fixed Nat - 4" Fixed	150 to 200,000
4600S0004	3/4"	1/2 PSI		



## GC Waterproof Solenoid Valves



- Voltage : 120V
- Up to 140 PSI inlet pressure
- 2-Way
- Normally Closed
- Zero Differential
- Waterproof

Order No.	Pipe Size
S201GF02N5DG4	1/2"
S201GF02N5EG5	3/4"

## GC 12V Solenoid Valves



- Voltage: 12V(DC)
- Up to 90 PSI inlet pressure
- Normally Closed
- Zero Differential

Order No.	Pipe Size
S201AF15N5CG4	3/8"
S201AF15N5DG4	1/2"
S201AF15N5EG5	3/4"

## Baso H91 Series Automatic Solenoid Valves



H91WG-1C



H91RG-1C



H91RA-4C  
H91RS-2C

Order No.	Pipe Size	Maximum Inlet Pressure	Voltage	Comments
H91WG-1C	1/4" Compression	1/2 psi	24	1/4" Male Spades
H91RA-4C	3/4" Pipe	1/2 psi	120	30" Leads
H91RG-1C	3/4" Pipe	1/2 psi	24	1/4" Male Spades
H91RS-2C	3/4" Pipe	1/2 psi	208/240	30" Leads

## Baso BGA Series Solenoid Valves

Electrically operated gas valves that automatically open the valve on a demand signal from a thermostat or other controlling device, and closes once the signal is removed. Its compact size allows installation in space restrictive applications.



BGA110EJJ-1CAA  
BGA110EJK-1CAA



BGA158CDJ-1CAA  
BGA158CDF-1CAA



BGA171EFC-1CAA  
BGA171EFD-1CAA  
BGA171EFE-1CAA

Order No.	Pipe Size	Voltage	Maximum Inlet Pressure	Maximum BTU
BGA171EFC-1CAA	1/2"	25V	1/2 psi	290,000
BGA171EFD-1CAA	3/4"	120V	1/2 psi	290,000
BGA171EFE-1CAA	3/4"	240V	1/2 psi	290,000
BGA110EJJ-1CAA	1"	120V	1/2 psi	500,000
BGA110EJK-1CAA	1"	240V	1/2 psi	500,000
BGA158CDJ-1CAA	1/2"	120V	2 psi	560,000
BGA158CDF-1CAA	1/2"	12V	2 psi	560,000

## OEM Gas Solenoid Valves

There are **MANY** different OEM solenoid valves available, most of which are specific to the application they were made for. Please **call us** with your unit's Brand, Model, and Serial number, as well as the information off of the valve itself.

## Pilot Orifices

Note: Images are not true to size. They may be larger in order to assist in identification.

### Baso Y90 Pilot Orifices



Y90AA4210  
(1/4" Compression)

Order No.	Drill Size	Type Gas
Y90AA4207	.007	LP
Y90AA4208	.008	LP
Y90AA4209	.009	LP
Y90AA4210	.010	LP
Y90AA4211	.011	LP
Y90AA4212	.012	LP
Y90AA4213	.013	LP
Y90AA4214	.014	LP
Y90AA3215	.015	Nat
Y90AA3218	.018	Nat
Y90AA3221	.021	Nat
Y90AA3223	.023	Nat
Y90AA3225	.025	Nat



Y90CB4410  
(1/8" Female Pipe)

Order No.	Drill Size	Type Gas
Y90CB4410	.010	LP
Y90CB4411	.011	LP
Y90CB4412	.012	LP
Y90CB3418	.018	Nat
Y90CB3421	.021	Nat
Y90CB3423	.023	Nat



Y90HA4710  
(1/4" Compression)

Used on 1898 and 1890 Pilots

Order No.	Drill Size	Type Gas
Y90HA4707	.007	LP
Y90HA4710	.010	LP
Y90HA4711	.011	LP
Y90HA4712	.012	LP
Y90HA7718	.018	Nat
Y90HA7721	.021	Nat

### Robertshaw Pilot Orifices

Used on 1820 and 1830 (2C, 2CH) Pilots



10-114

Order No.	Drill Size	Type Gas	Tube Size
10-261	.008	LP	1/4"
10-114	.010	LP	1/4"
10-211	.011	LP	1/4"
10-210	.016	LP	1/4"
10-021	.018	Nat	1/4"
10-209	.026	Nat	3/16"



10-067

Order No.	Drill Size	Type Gas	Tube Size
10-067	.010	LP	3/16"
10-043	.014	Nat/LP	3/16"
10-066	.018	Nat	3/16"

### SIT Pilot Orifices



SIT0977148

Order No.	Type Gas
SIT0977148	LP
SIT0977137	Nat



SIT0977168

Order No.	Type Gas
SIT0977167	LP (#30)
SIT0977168	LP (#35)
SIT0977165	Nat (#51)

## Pilot Orifices (Continued)

Note: Images are not true to size. They may be larger in order to assist in identification.

### Honeywell Pilot Orifices



390686-1

Order No.	Stamping	Drill Size
390686-15	BBR9	.009
390686-1	BBR10	.010
390686-36	BBR11	.011
390686-32	BRB14	.014
390686-4	BBR18	.018
390686-5	BBR20	.020



390686-23

Order No.	Stamping	Drill Size
390686-23	BBR8	.008



388468D

Order No.	Stamping	Drill Size
388468D	L10	.010
388468H	H18	.018
388468T	H18	.012

### Right-Angled Fryer Pilot Orifice



FR810-0148

Order No.	Drill Size	Notes
FR810-0148	.010 (LP)	5/16" x 32 Thread
101094HD024	.024 (Nat)	

### Pilot Extension w/ Orifice (Fish Cooker)



PL-629

Order No.	Drill Size	Notes
PL-629	.010 (LP)	1/8" x 27 Thread, 1/2" Hex, 15/16" Long

### Pilot Orifice Kit

Includes 29 of the most frequently needed pilot orifices for either LP or Natural gas in a sturdy plastic box.

Order No.	Type Gas
POK-LP	LP
POK-NAT	Nat



## Burner Orifices

### Cap Orifices



Order No.	Drill Size	Hex Size	Thread Size	Length
CO-1	72	1/2"	3/8" x 27	.725"
CO-402	72	1/2"	3/8" x 40	.725"
CO-403*	72	1/2"	3/8" x 27	.750"
CO-404	72	9/16"	1/2" x 27	.925"
CO-405	72	9/16"	1/2" x 20	.925"
CO-406	72	1/2"	3/8" x 27	.812"
CO-407*	72	1/2"	3/8" x 27	.925"
CO-410	72	11/16"	9/16" x 24	1.17"

\* Counter-Bored

### Plug Orifices



Order No.	Drill Size	Tip Style	Hex Size	Thread Size	Length
PO-501	72	Bullet	5/16"	16 x 36	.375"
PO-508	72	Flat Hex	1/4"	1/4" x 28	.344"
PO-511	72	Flat Hex	1/2"	7/16" x 27	.375"
PO-518	72	Flat Hex	3/8"	11/32" x 32	.375"
PO-519	72	Flat Round	Round	1/8" Pipe Thread	.468"
PO-520	72	Flat Round	Round	1/4" Pipe Thread	.531"
PO-521	72	Flat Round	Round	3/8" Pipe Thread	.625"
PO-522	72	Flat Round	Round	1/2" Pipe Thread	.687"
PO-523	72	Flat Hex	7/16"	1/8" x 27	.438"
PO-525	72	Flat Hex	9/16"	1/4" (Tapered) Pipe Thread	.594"
PO-529	72	Bullet	3/8"	5/16" x 27	.375"
PO-531	72	Flat Hex	3/8"	11/32" x 27	.438"
PO-533	72	Bullet	3/8"	5/16" x 32	.375"
PO-536	72	Bullet	7/16"	3/8" x 27	.438"
PO-537	72	Flat Hex	5/8"	1/8" x 27	.627"
PO-543	72	Flat Hex	1/2"	7/16" x 24	.375"
PO-556	72	Bullet	9/16"	1/2" x 27	.563"
PO-557	72	Flat Hex	5/8"	9/16" x 18	.5"
PO-559	72	Flat Hex	11/16"	5/8" x 27	.544"

## Burner Orifices (Continued)

### Round Barrel Plug Orifices



PO-505



PO-510



PO-561

Order No.	Drill Size	Hex Size	Thread Size	Length
PO-505	72	1/2"	1/8" Pipe	1.18"
PO-510	72	1/2"	1/8" Pipe	1.18"
PO-561	72	3/8"	1/16" Pipe	.870"

### Flat Top Burner Jets



BJ-200



BJ-201



BJ-203



BJ-206

Order No.	Drill Size	Type Gas	Thread Size	Length
BJ-200	68	Nat	5/16" x 27	1.36"
BJ-201	77	LP	5/16" x 27	1.39"
BJ-203	77	LP	1/8" Pipe	1.75"
BJ-206	77	LP	5/16" x 27	1.50"

### Slotted-Cap Burner Jets



BJ-214



BJ-215



BJ-216



BJ-217



BJ-218



BJ-220

Order No.	Drill Size	Hex Size	Thread Size	Length
BJ-214	77	5/8"	5/16" x 24	2.375"
BJ-215	77	1/2"	5/16" x 24	2.75"
BJ-216	77	3/4"	1/8" Tapered Pipe	2.18"
BJ-217	77	3/4"	7/16" x 24	2.18"
BJ-218	77	1/2"	7/16" x 24	2.06"
BJ-220	77	1/2"	5/16" x 24	2.25"

### Insert Orifice

Used to spud and re-drill burner orifices. Commonly used in converting an orifice from Natural to LP, as LP requires a smaller orifice hole.



Order No.
MI-100

### Burner Orifice Kit

Includes 68 of the most popular burner, plug, cap, and insert orifices in a sturdy plastic box.



Order No.
BOK-93

## Brass Fittings

### Compression Ferrule



Order No.
CF-1/8
CF-3/16
CF-1/4
CF-1/4X3/16
CF-5/16
CF-3/8
CF-7/16
CF-1/2

### Compression Nut



Order No.
CN-1/8
CN-3/16
CN-1/4
CN-1/4X3/16
CN-5/16
CN-3/8
CN-7/16
CN-1/2

### Compression Nut - Long



Order No.
CNL-1/4

### Inverted Compression Nut



Order No.
ICN-3/16
ICN-1/4
ICN-3/8
ICN-1/2

### Inverted Compression Nut w/ Break Off Ferrule



Order No.
ICNB-1/8
ICNB-3/16
ICNB-1/4
ICNB-1/4X1/8
ICNBL-1/4X1/8 (Long)
ICNB-3/8
ICNB-3/8F (Fine Thread)
ICNB-7/16
ICNB-7/16F (Fine Thread)

### Compression Union



Order No.
CU-1/8
CU-3/16
CU-1/4
CU-5/16
CU-3/8
CU-7/16
CU-1/4X1/8
CU-1/4X3/16
CU-3/8X1/4
CU-1/2X3/8

## Brass Fittings (Continued)

### Compression Tee




Order No.
CT-1/8
CT-3/16
CT-1/4
CT-3/8
CT-3/8X1/4 (3/8 X 3/8 X 1/4)
CT-7/16

### Compression X Male IPT Elbow



Order No.
CME-3/16X1/8
CME-1/4X1/8
CME-1/4X1/4
CME3/8X3/8
CME-1/2X1/2
CME-7/16X1/4
CME-3/8X1/4

### Compression Tee X Male IPT



Order No.
CTM-1/4X1/8
CTM-3/8X1/4

### Compression X Male IPT Adaptor



Order No.	
CMA-1/8X1/8	CMA-3/8X1/4
CMA-3/16X1/8	CMA-3/8X3/8
CMA-1/4X1/8	CMA-3/8X1/2
CMA-1/4X1/4	CMA-7/16X1/4
CMA-1/4X3/8	CMA-7/16X3/8
CMA-1/4X1/2	CMA-1/2X1/4
CMA-5/16X1/8	CMA-1/2X3/8
CMA-5/16X1/4	CMA-1/2X1/2
CMA-3/8X1/8	CMA-1/2X3/4

### Compression Tee X Female IPT



Order No.
CTMF-1/4X1/8

### Compression X Female IPT Adaptor



Order No.	
CFA-3/16X1/8	CFA-3/8X3/8
CFA-1/4X1/8	CFA-3/8X1/2
CFA-1/4X1/4	CFA-1/2X3/8
CFA-5/16X1/8	CFA-1/2X1/2
CFA-3/8X1/4	

### Compression Elbow



Order No.
CE-3/16
CE-1/4
CE-5/16
CE-3/8
CE-7/16
CE-1/2



## Brass Fittings (Continued)

### Inverted Flare Adaptor



Order No.
IFA-1/4X3/8
IFA-3/8X3/8
IFA-1/8PX1/4C (1/8 Pipe X 1/4 Compression)

### Inverted Compression Nut Reducers



Order No.	Description
4590-070	1/4" to 3/16" Tubing Reducer (Includes Ferrule)

### Male IPA x Male IPA Adapter



Order No.
MA-1/8PX1/4P

### Pipe / Tubing Plugs



PP-1/8



TP-1/4

Order No.	Plug Type
PP-1/8	Pipe
PP-1/4	Pipe
PP-3/8	Pipe
PP-1/2	Pipe
TP-1/4	Tubing (Compression)

### Reducer Bushing



Order No.
RB-1/4X1/8
RB-3/8X3/8
RB-3/8X1/4
RB-1/2X3/8
RB-3/4X1/2

### Face Bushing



Order No.	Description
FB-1/2X3/8	1/2" MPT x 3/8" FPT
FB-3/4X1/2	3/4" MPT x 1/2" FPT
FB-1X3/4	1" MPT x 3/4" FPT

### Compression Fitting Kit

Includes 125 pieces of the most commonly used brass fittings in a sturdy plastic box.

Order No.
CFK-1


## Ball Valves

Brass ball valves with a sturdy metal handle. **Maximum Pressure: 1/2 PSI.**



Pipe X Pipe

Order No	Size
BV-3/8	3/8" Pipe
BV-1/2	1/2" Pipe
BV-3/4	3/4" Pipe
BV-1	1" Pipe
BV-1 1/4	1-1/4" Pipe
BV-1 1/2	1-1/2" Pipe



Flare X Flare

Order No	Size
BV-3/8F	3/8" Flare
BV-1/2F	1/2" Flare



Flare X Pipe

Order No	Size
BV-1/2	1/2" Flare X 1/2" Pipe

## T-Handle Ball Valve with Pressure Tap

Brass ball valves with 1/8" pressure tap. **Maximum Pressure: 1/2 PSI.**




Order No	Size
BVTM-3/8	3/8" Pipe
BVTM-1/2	1/2" Pipe
BVTM-3/4	3/4" Pipe

1/8" FPT side tap allows manometer to be attached to test line pressure.

## Needle Valves

Brass needle valves. **Maximum Pressure: 1/2 PSI.**



NV-1/4X1/8S



NV-1/4X1/8A

Order No	Size		Style
	Tube	Pipe	
NV-1/4X1/8S	1/4"	1/8"	Straight
NV-1/4X1/8A	1/4"	1/8"	Angled

## DORMONT Gas Connectors & Accessories

**Note:** If your appliance is on casters and can be moved OR is located on a food truck, then the BP series hose is required by code.

### N-Series Stainless Steel (Non-Coated)

These connectors are specially designed for range, dryer, and heater applications. The 3/4" and larger connectors are for mobile home use and stationary, non-castered food service equipment.

Available in the following lengths.  
Please specify.

**SSC1625, 1637, & 1650:**  
12", 18", 24", 36", 60", 72"

**SSC1675:**  
24" 36", 48", 60", 72"



Order No	Hose Size		Fitting Size	
	I.D.	O.D.	MIP	FIP
SSC1625N	1/4"	3/8"	3/8"	
SSC1637N	3/8"	1/2"	3/8"	
SSC1650N	1/2"	7/8"	1/2"	
SSC1675N	3/4"	1"	3/4"	

- If you need 3/8" Flare Tubing Size fitting, order SSC1625 Series.  
- If you need 1/2" Flare Tubing Size fitting, order SSC1637 series.


### NFS-Series Stainless Steel (Gray or Yellow Coated)

These connectors are specially designed for range, dryer, and heater applications. The 3/4" and larger connectors are for mobile home use and stationary, non-castered food service equipment.

Available in the following lengths.  
Please specify.

**SSC1637, & 1650:**  
12", 18", 24", 36", 60", 72"

**SSC1675, 100, & 125:**  
24" 36", 48", 60", 72"



Order No.	Hose Size		Fitting Size	
	I.D.	O.D.	MIP	FIP
SSC1637NFS	3/8"	1/2"	3/8"	
SSC1650NFS	1/2"	7/8"	1/2"	
SSC1675NFS	3/4"	1"	3/4"	
SSC16100NFS	1"	1-1/4"	1"	
SSC16125NFS	1-1/4"	1-1/2"	1-1/4"	

### BP-Series Stainless Steel Braid (Blue Coated)

These heavy-duty connectors handle all fuel gases and serve all types of moveable, caster-mounted, gas-fired appliances found in the food service industry.

Available in the following lengths.  
Please specify.

**SSC1650, 1675, 100, & 125:**  
24" 36", 48", 60", 72"



Order No.	Hose Size		Fitting Size	
	I.D.	O.D.	MIP	FIP
SSC1650BP	1/2"	7/8"	1/2"	
SSC1675BP	3/4"	1"	3/4"	
SSC16100BP	1"	1-1/4"	1"	
SSC16125BP	1-1/4"	1-1/2"	1-1/4"	

**\*\*\* PLEASE NOTE \*\*\***  
This style hose is required by code on any movable gas equipment (on casters) as well as any gas appliance located on a food truck.

### Quick Disconnect Coupling\*



Order No.	Size
B-37	3/8"
A-50	1/2"
A-75	3/4"
A-100	1"
A-125	1-1/4"

### SUPR-SWIVEL® Fitting\*



Order No.	Size
SM-50	1/2"
SM-75	3/4"
SM-100	1"
SM-125	1-1/4"

### Restraining Device\*



Order No.	Size
RDC-24	24"
RDC-36	36"
RDC-48	48"
RDC-60	60"

\* Quick Disconnect Couplings, SUPR-SWIVEL® Fittings, and Restraining Devices are sold separately from hoses.

For maximum safety, a restraining device is required under the ANSI and CGA standards for the safe installation of the all types of moveable / castered gas appliances. Mounting hardware included.

## DORMONT FlexTube® Kits

Corrugated 3/16" or 1/4" stainless steel flex tube kits.  
For gas supply and pilot lines.



Order No.	Tubing Size (O.D.)	Length
T3-KIT-12	3/16"	12"
T3-KIT-18	3/16"	18"
T3-KIT-24	3/16"	24"
T3-KIT-30	3/16"	30"
T4-KIT-12	1/4"	12"
T4-KIT-18	1/4"	18"
T4-KIT-24	1/4"	24"
T4-KIT-30	1/4"	30"

## Aluminum Tubing

Our aluminum tubing comes in a 50 ft roll. It is also available by the foot. If ordering more than a few feet, it is recommended to purchase the whole roll as it will be more economical.



Order No.	Tubing Size (O.D.)
AT-1/8	1/8"
AT-3/16	3/16"
AT-1/4	1/4"
AT-5/16	5/16"
AT-3/8	3/8"
AT-7/16	7/16"
AT-1/2	1/2"

## Tubing Cutters

Jasco



Order No.	Size
JASCO MODEL 200	Cuts 1/8" to 1-1/8" tubing

Rothenberger



Order No.	Size
ROT70010	Cuts 1/8" to 1-1/8" tubing
ROT70007	Replacement cutter wheel


Uniweld Mini Cutter



Order No.	Size
UNI70000	Cuts 1/8" to 7/8" tubing

## Tubing Bender

Uniweld



Order No.	Tubing Sizes
UNI70015	3-in-1 Model 1/4", 5/16", 3/8"

Rothenberger



Order No.	Flare Sizes
ROT26033	3/16", 1/4", 5/16", 3/8", 1/2", 5/8"

## Flaring Tools

Uniweld



UNI70071

UNI70003

Order No.	Flare Sizes
UNI70071	Deluxe Model 3/16", 1/4", 5/16", 3/8", 7/16", 1/2", 5/8", 3/4"
UNI70003	3/16", 1/4", 5/16", 3/8", 7/16", 1/2", 5/8"

## Drill Kits

All drill kits come in a durable plastic case.



Order No.	Drill Sizes In Kit
GDK4080	40-80
GDK1939	19-39
GDK1960	19-60

**Replacement drills** are available.  
Please call and specify drill size needed.

## Pilot Orifice Broaches

Tube of 12 broaches.



Order No.
12-414

## Orifice Reamers

5-cornered orifice reamers are available in the following sizes:  
30, 40, 45, 50, 55, 60, 65, 70, 75, and 80



Order No.
RE-*
*Please specify size needed after the "RE-".

## Pin Vise

Designed to accommodate any of our orifice drills



Order No.
PV-1

## Pocket Pin Vise



Order No.	Drill Sizes In Kit
PPV	Pocket Pin Vise
PPV-12	Pocket Pin Vise + 12 Pilot Orifice Broaches

## Orifice Spudding (Re-Drilling) Materials

### Insert Orifice

Used to spud and re-drill burner orifices. Commonly used in converting an orifice from Natural to LP, as LP requires a smaller orifice hole.



Order No.
MI-100

### Crimping Tool



Order No.
TL-062

### Large Reamer



Order No.
TL-070

### Orifice Spud & Re-Drill Kit

Used to spud & re-drill existing orifices. Includes 25 Insert Orifices, Reamers, Large Reamer, Crimping Tool, Pin Vise, and a sturdy Plastic Box.

Order No.
AK-1



**TECH NOTE:** The Orifice Capacities Chart in the "Tech Resources" section of this catalog will help in determining the correct orifice drill size needed.

## Test Equipment

### Gas Leak Detector

Detects combustible gases. Tick rate can be nullified to eliminate background gas concentration and pinpoint leak sources.



Order No.
TPI725L

### Deluxe Gas Leak Detector

Emits a ticking signal which increases in frequency as the source of the leak is approached. Pinpoints leaks as small as 50-1000 PPM. LED indicator lights display the size of the leak. External on/off switch.

Order No.	Description
TIF-8900-120	Detector w/ 120V Charger
TIF-8801	Sensing Tip
TIF-8803	120V Charger
TIF-8805	12V Charger
TIF-8806A	Battery Set (2 per pack)



### High Pressure Test Kit

High pressure test kit with carrying case. Used for high pressure leak tests. (Example: on an "out of gas" call).  
**Maximum Pressure: 300 PSI.**



Order No.
HPTK

### 2 PSI Test Kit

2 PSI test kit with carrying case. Used for high pressure leak tests.  
**Maximum Pressure: 2 PSI.**



Order No.
2PSI-TK

### Low Pressure (1/2 PSI) Test Kit

Precision test instrument for accurate setting of manifold pressure. Calibrated inches of water column: 0-35".  
**Maximum Pressure: 1/2 PSI.**



Order No.
TIF-42160

### Magnehelic Gauge Kit

Special test apparatus used for leak tests, and measuring the flow and lockup of regulators. Can be used on a negative scale.  
**Maximum Pressure: 1/2 PSI**



Order No.	Description
MGK-1	Magnehelic Gauge w/ Carry Case
MGK-BOX	Replacement Carry Case
MGK-CLEAR HOSE	Replacement 30" Hose w/ Boot

## Test Equipment (Continued)

### Digital Manometer Kits

#### Single Pressure Digital Manometer

Designed especially for the HVAC contractor, it can be used to set gas supply pressures, verify pressure switch operation, adjust regulators, check pneumatic systems and computer peripherals.

- -20 to 20" WC Range
- ±1.5% Full Scale Accuracy
- 5 PSI Maximum Pressure
- Electronic Zeroing
- 4 Digit LCD Display
- Extruded Aluminum Case
- 9V Battery Operation



**Kit Includes:**

- 1 - Manometer
- 1 - Rubber Boot
- 1 - Special Hose Barb
- 1 - Serviceman's Friend Adaptor
- 1 - 30" Clear Hose w/ Straight Boot
- 1 - Carrying Bag

Order No.
DW476A-0-KIT

#### Dual Pressure Digital Manometer

Used to measure positive, negative, or differential pressures.

- -55.4 to 55.4" WC Range
- 3% Full Scale Accuracy
- 10 PSI Maximum Pressure
- Electronic Zeroing
- Hold/Freeze Button
- LCD Display
- Two Barbed Connections for use with 1/8" or 3/16" ID Tubing
- 9V Battery Operation
- Select from 11 common Pressure Units



**Kit Includes:**

- 1 - Manometer
- 1 - Serviceman's Friend
- 2 - 6" 1/8" ID Clear Hose
- 2 - 6" 3/16" ID Clear Hose
- 1 - Carrying Bag

Order No.
LDPM-01

### Water Manometers

#### Water Manometer Kit

Measures 16" WC (8"-0-8"). Portable or stationary use. Magnetic clips and clamp bar included.

**Kit Includes:**

- 1 - Water Manometer
- 2 - Hose Adaptors
- 1 - Clear Hose
- 1 - Bottle of Dye



Order No.
DW1223-16

#### Replacement Manometer Fluid

3/4 Fl Oz Bottle



Order No.	Color
DW-A-101	Red
DW-A-126	Green

#### Manometer Adaptor

Inline adaptor for copper tube lines.



Order No.	Description
GMMA-3/8	3/8" F Flare X 3/8" M Flare
GMMA-1/2	1/2" F Flare X 1/2" M Flare
GMMA-5/8	5/8" F Flare X 5/8" M Flare

## Test Equipment (Continued)

### UEI Digital Multimeter

The UTL33T offers a wide variety of user-friendly features and functions needed to help technicians successfully troubleshoot, repair and verify appliance operation.



- AC & DC Voltage
- DC Current
- Temperature
- Diode & Continuity Resistance (Ohms)
- Transistor Test
- Audible Continuity Alert

**Included:**

- Multimeter
- Test Lead Set (ATL55)
- Temperature Probe
- Battery (9V)
- Zippered Bag

Order No.
UTL33T

### UEI Clamp-On Digital Multimeter

The DL479B is geared towards the HVAC service technician, offering 600A AC, temperature, capacitance, and frequency.



- True RMS
- AC & DC Voltage
- DC Current
- Temperature
- Diode & Continuity Resistance (Ohms)
- Audible Continuity Alert

**Included:**

- Multimeter
- Test leads, w/ alligator clips
- Temperature probe (ATT71)
- Zippered pouch
- Batteries 2 (AAA)

Order No.
DL479B

### TPI One-Touch Multimeter

The new TPI 100 automatically switches between AC and DC Voltage, as well as Ohm resistance measurements.



- Single Button Operation w/ Auto Power-Off
- Automatic Switching between AC Volts, DC Volts, and Ohms
- Protective Rubber Casing

**Included:**

- Multimeter
- Test Lead Set
- Batteries

Order No.
TPI100EZDMM

### Thermocouple Tester

Test thermocouple voltage with this screw-in adaptor. Standard thread.



Add SNA-6 for metric usage  
  
(Not Included)

Order No.
392451-1

### Alligator Clips

Set of 2 w/ high temp rubber boots.



Order No.
AAC



## Common Service Accessories

### Rust Buster®

A chemical penetrant which instantly loosens rusted bolts, screws, shafts, piping, and all types of "frozen" connections.  
(4 fl ozs. / 14" telescoping spout)



Order No.
17-075

### Zoom Spout® Oiler

A high grade turbine oil lubricant, perfect for those hard to reach spots.  
(4 fl ozs. / 14" telescoping spout)



Order No.
17-076

### Valve Grease

Specially compounded to provide excellent lubrication at temperatures ranging from 32°-175°F. It will not become runny at high temps and remains pliable at low temps.



Order No.	Description
Y70AA-1C	1 Tube (2.5 oz)
Y70AA-2C	12 Tubes (Carton)

### Leak Detector

Low Temp for use above and below freezing.  
(Not for oxygen)




Order No.	Description
LD-1	1 Gallon
LD-4	Case of 4 Gallons

### Dispensers



PSC-1



PSB-1

Order No.	Description
PSC-1	Plastic Container w/ Brush
PSB-1	Plastic Spray Bottle

### Smoke Matches

For testing smoke alarms, flues, and ducts.  
Packed 20 to a box.



Order No.
SM-1

### Slic-Tite® Pipe Dope

Heavy-duty pipe thread sealing paste.  
Non-toxic. White.



Order No.	Description
ST-1/4	1/4 Pint - Brush in Cap
ST-1/2	1/2 Pint - Brush in Cap

### Teflon Tape

Provides a seal on any pipe or fitting.  
(1/2" X 520")



Order No.
TT-1

### Pipetite Stik®

Pipe joint sealing compound.



Order No.	Description
PS-1	1 Stick
PS-12	12 Sticks

## Common Service Accessories (Continued)

### Compressed Air

10 oz can



Order No.
COMP AIR

### Fyr-Styk™ Match Holder


For use lighting furnaces, heaters, and grills.  
Extends over 2 ft.



Order No.
ML-1

### Pocket Telescoping Rod Kit

Includes match holder clip, mirror, and magnet attachments as well as a PVC carrying pouch.  
Extends over 2 ft.



Order No.
IMK3

### Wrenches



Order No.	Description
WR1124	3/8" Thermocouple Wrench
WR1128	7/16" Orifice Wrench

### Serviceman's Friend

Fitting has 1/8" pipe thread and special 5/16" x 32 thread. Opposite end has regular hose fitting and 1/8" pipe thread.



Order No.
SF-1

### Special Hose Barb

1/4" hose barb can be used with an allen wrench.



Order No.
SHB-1

### Pig Cooker Thermometer

3" Dial. 4" Stem.  
Range - 50-550°F



Order No.
B3B4-RR

### Oven Thermometer

Stainless steel case that hangs or stands.  
2" diameter dial with readings in F° and C°  
Range - 200-550°F (90-290°C)



Order No.
OT-103

### Gauges



DAJA221A

Order No.	Description
DAJA220A	0-15"WC
DAJA221A	0-30"WC
P88-02L15	0-15 PSI
P88-02LQ15	0-15 PSI (Liquid Filled)
P88-02L30	0-30 PSI
P88-02LQ30	0-30 PSI (Liquid Filled)
P88-02L100	0-100 PSI

## Gas Timers

Automatic timer / gas shutoff valves can be installed on your existing gas grill or fireplace. They can be set for an automatic shut-off time to prevent wasted gas. **These timers are all 1/2" NPT** (if 3/8" is needed, also order **FB-1/2X3/8**).

### 1 Hour Gas Timers

Maximum Pressure :  
15 PSI



Order No.
GASAV-R-3

Maximum Pressure :  
1/2 PSI



Order No.
PETE3092


### 3 Hour Gas Timer

Maximum Pressure :  
1/2 PSI




Order No.
PETE3090

## InfiniteLite® Flexible Barrel Lighter



5½" Barrel: **IL-SHORT**  
17" Barrel: **IL-LONG**  
(AA Battery Included)



Refillable Butane Lighter

## Orifice Capacities Chart

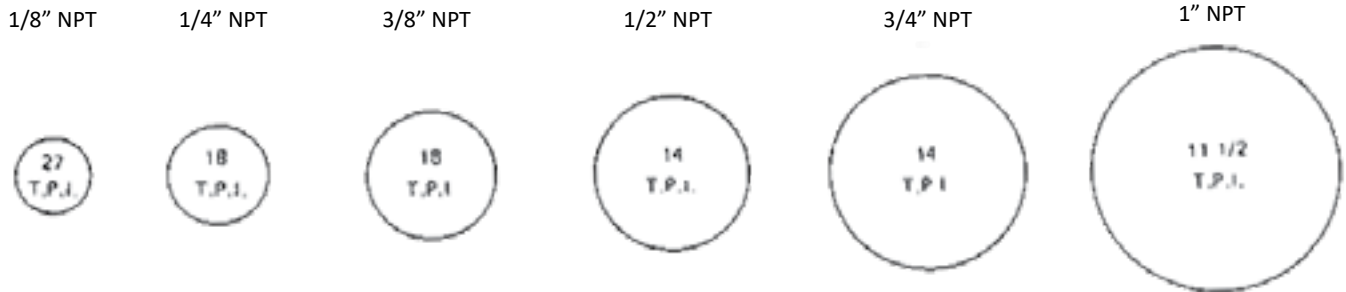
Use this chart to determine the correct size to drill orifices to (per BTU) for Natural or LP applications.

**Natural - 1050 BTU - 0.65 Specific Gravity / LP - 2500 BTU - 1.53 Specific Gravity**

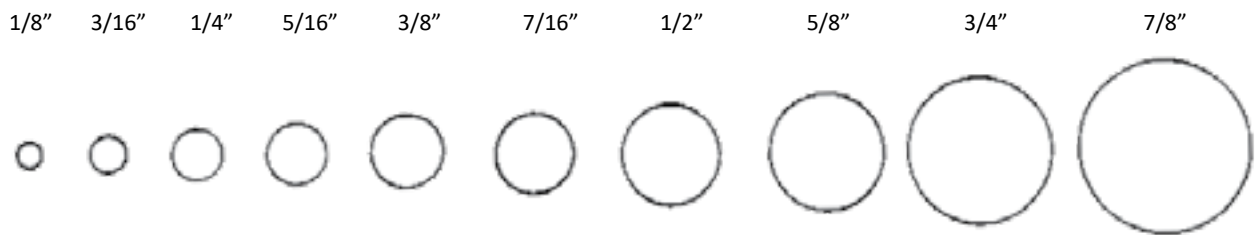
		Natural					LP				Natural					LP			
Inches of Water Column:		3.0"	3.5"	4.0"	4.5"	7.0"	11.0"	Drill Size		Inches of Water Column:		3.0"	3.5"	4.0"	4.5"	7.0"	11.0"		
Drill Size		BTU's								Drill Size		BTU's							
<b>80</b>	.0135	428	463	495	525	654	1273		<b>39</b>	.0995	23272	25137	26872	28502	35549	69156			
<b>79</b>	.0145	494	534	571	605	755	1469		<b>38</b>	.1015	24217	26157	27963	29660	36992	71964			
<b>1/64</b>	.0156	572	618	661	701	874	1700		<b>37</b>	.1040	25425	27462	29358	31139	38837	75553			
<b>78</b>	.0160	602	650	695	737	919	1788		<b>36</b>	.1065	26662	28798	30786	32654	40726	79229			
<b>77</b>	.0180	762	823	1086	933	1163	2263		<b>7/64</b>	.1094	28133	30388	32486	34456	42957	83603			
<b>76</b>	.0200	940	1016	1197	1152	1463	2794		<b>35</b>	.1100	28443	30722	32843	34835	43447	84552			
<b>75</b>	.0210	1037	1120	1374	1270	1583	3081		<b>34</b>	.1110	28962	31283	33443	35472	44241	86066			
<b>74</b>	.0225	1190	1285	1563	1457	1818	3536		<b>33</b>	.1130	30015	32420	34659	36761	45849	98195			
<b>73</b>	.0240	1354	1462	1696	1658	2068	4024		<b>32</b>	.1160	31630	34165	36524	38739	48316	93994			
<b>72</b>	.0250	1469	1587	1835	1799	2244	4366		<b>31</b>	.1200	33849	36562	39086	41457	51706	100588			
<b>71</b>	.0260	1589	1716	2128	1946	2427	4722		<b>1/8</b>	.1250	36792	39672	42411	44984	56104	109145			
<b>70</b>	.0280	1843	1991	2314	2257	2815	5476		<b>30</b>	.1285	38815	41924	44819	47538	59290	115343			
<b>69</b>	.0292	2004	2165	2314	2455	3062	5956		<b>29</b>	.1360	43478	46961	50204	53249	66413	129200			
<b>68</b>	.0310	2259	2440	2608	2767	3451	6713		<b>28</b>	.1405	46402	50120	53581	56831	70881	137892			
<b>1/32</b>	.0313	2303	2487	2659	2820	3518	6843		<b>9/64</b>	.1006	46469	50192	63657	56912	70982	138088			
<b>67</b>	.0320	2407	2600	2779	2948	3677	7153		<b>27</b>	.1440	48743	52649	56284	59698	74456	144847			
<b>66</b>	.0330	2560	2765	2956	3135	3910	7607		<b>26</b>	.1470	50795	54865	58563	62211	77591	159046			
<b>65</b>	.0350	2880	3110	3325	3527	4399	8557		<b>25</b>	.1495	52583	56747	60665	64345	80253	156123			
<b>64</b>	.0360	3046	3291	3518	3731	4654	9053		<b>24</b>	.1520	54309	58661	62711	66515	82959	161398			
<b>63</b>	.0370	3218	3476	3716	3941	4916	9563		<b>23</b>	.1540	55748	60215	64372	68277	85157	165664			
<b>62</b>	.0380	3394	3666	3919	4157	5185	10087		<b>5/32</b>	.1563	57426	62027	66309	70332	87719	170649			
<b>61</b>	.0390	3575	3862	4128	4379	5461	10625		<b>22</b>	.1570	57941	62584	66905	70963	88507	172181			
<b>60</b>	.0400	3761	4062	4343	4606	5745	11176		<b>21</b>	.1590	59427	64188	68620	72783	90776	176596			
<b>59</b>	.0410	3951	4268	4563	4840	6036	11742		<b>20</b>	.1610	60931	65813	70357	74625	93074	181066			
<b>58</b>	.0420	4147	4479	4788	5078	6334	12322		<b>19</b>	.1660	64775	69965	74795	79332	98945	192487			
<b>57</b>	.0430	4346	4695	5019	5323	6639	12916		<b>18</b>	.1695	67535	72946	77982	82713	103161	200690			
<b>56</b>	.0465	5083	5490	5869	6225	7764	15104		<b>11/64</b>	.1719	69461	75026	80206	85072	106103	206413			
<b>3/64</b>	.0469	5157	5585	5970	6333	7898	15365		<b>17</b>	.1730	70353	75990	81236	86164	107465	209063			
<b>55</b>	.0520	6356	6865	7339	7785	9709	18888		<b>16</b>	.1770	73644	79544	85036	90195	112492	218843			
<b>54</b>	.0550	7111	7680	8211	8709	10862	21131		<b>15</b>	.1800	76161	82263	87943	93278	116338	26324			
<b>53</b>	.0595	8322	8989	9609	10192	12712	24730		<b>14</b>	.1820	77683	84102	98808	95362	118938	231381			
<b>1/16</b>	.0625	9182	9918	10603	11246	14026	27286		<b>13</b>	.1850	80451	86897	92897	98532	122891	239072			
<b>52</b>	.0635	9478	10238	10945	11609	14479	28167		<b>3/16</b>	.1875	82640	89261	95425	101213	126235	245577			
<b>51</b>	.0670	10552	11398	12184	12924	16119	31357		<b>12</b>	.1890	83968	90695	96957	102839	128263	249522			
<b>50</b>	.0700	11518	12441	13300	14107	17594	34228		<b>11</b>	.1910	85754	92625	9020	105027	130992	254831			
<b>49</b>	.0730	12527	13530	14464	15342	19135	37225		<b>10</b>	.1935	88014	95066	101629	107794	134443	261546			
<b>48</b>	.0760	13577	14665	15678	16629	20740	40347		<b>9</b>	.1960	90303	97583	104272	110598	137940	268348			
<b>5/64</b>	.0781	14338	15487	16556	17560	21902	42608		<b>8</b>	.1990	93088	100547	107489	114009	142194	276625			
<b>47</b>	.0785	14485	15646	16726	17741	22127	43045		<b>7</b>	.2010	94969	102578	109660	116312	145067	282213			
<b>46</b>	.0810	15423	16658	17809	18889	23558	45831		<b>13/64</b>	.2031	96963	104732	111964	118755	148114	288141			
<b>45</b>	.0820	15806	17072	18251	19358	24144	46969		<b>6</b>	.2040	97825	105663	112958	119810	149430	290701			
<b>44</b>	.0860	17385	18778	20075	21293	26557	51663		<b>5</b>	.2055	99269	107222	114526	121579	151635	294991			
<b>43</b>	.0890	18620	20111	21500	22804	28442	55331		<b>4</b>	.2090	102679	110906	118563	125755	156844	305125			
<b>42</b>	.0935	20550	22197	23729	25168	31391	61067		<b>3</b>	.2130	106647	115192	123145	130615	162906	316916			
<b>3/32</b>	.0938	20682	22339	23882	25330	31592	61460		<b>7/32</b>	.2188	112534	121550	129943	137825	171898	334411			
<b>41</b>	.0960	21664	23399	25015	26532	33092	64377		<b>2</b>	.2210	114808	124007	132569	140611	175372	341169			
<b>40</b>	.0980	22576	24384	26068	27649	34485	67087		<b>1</b>	.2280	122196	131987	141100	149659	186658	363124			

## Pipe & Tubing Diameters

### Actual Outside Diameters of Pipe Threads



### Actual Outside Diameters of Tubing



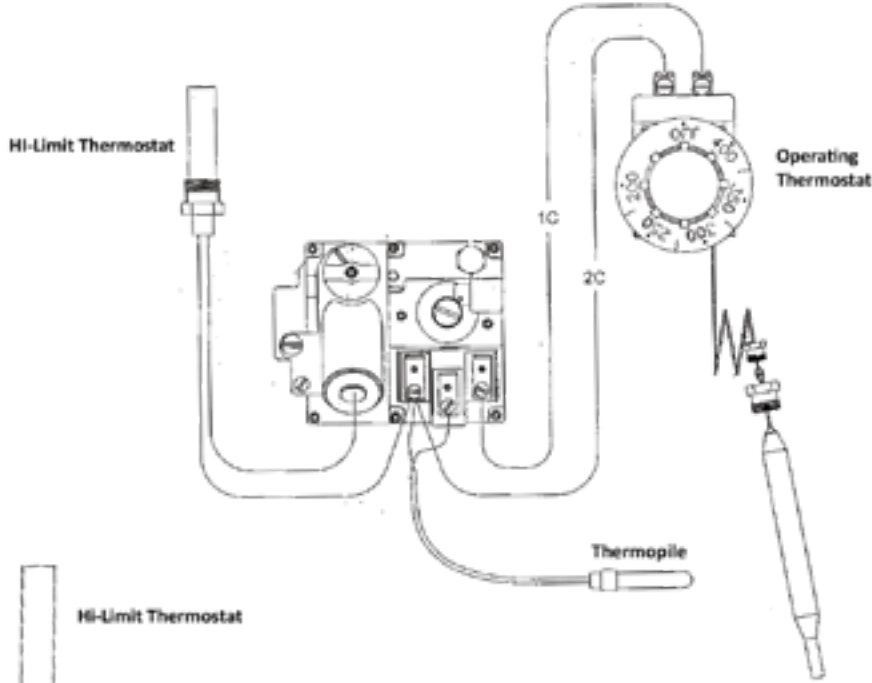
**Please Note:**

We sell our tubing by the 50' roll or by the foot. If you need more than a few feet, it is more economical to buy a whole 50' roll.

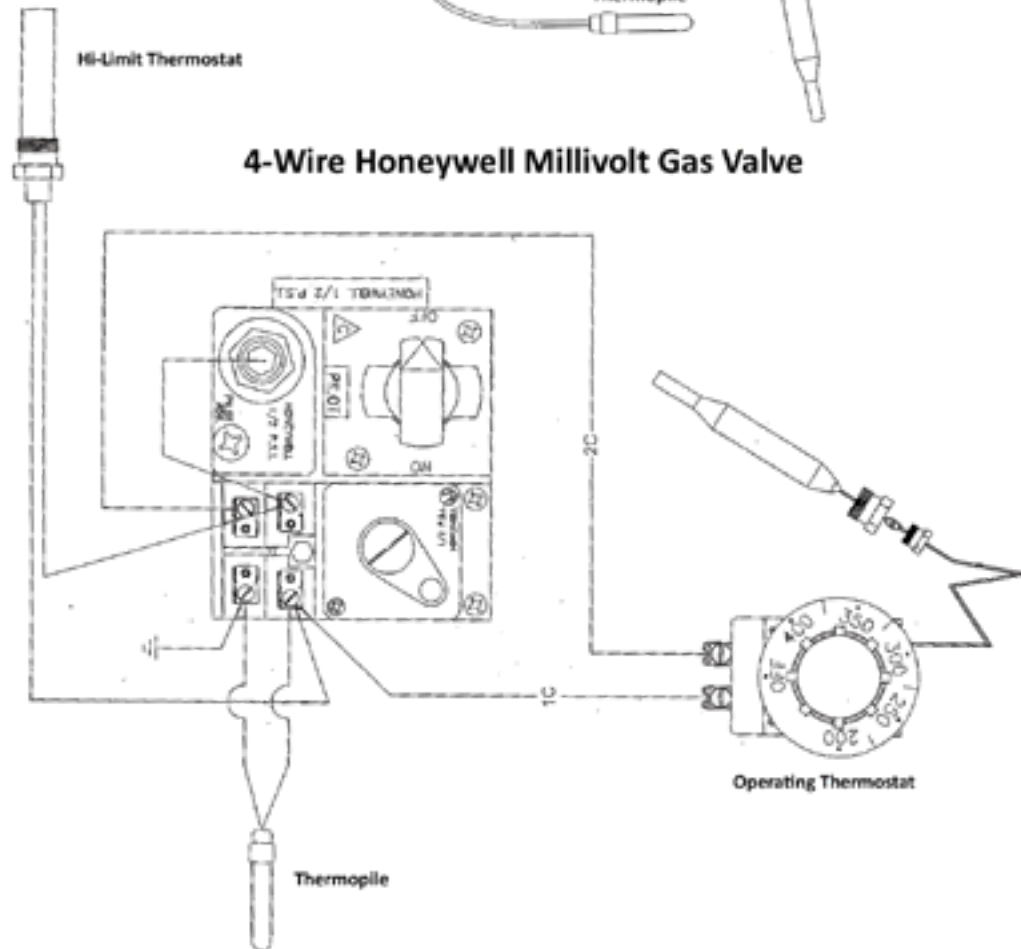
**Tech Tip:** You must use Teflon Tape or Pipe Dope to seal any pipe connections you make. Compression (tubing) fittings do not require any sealant. Be sure to visit the **"Installation / Test Equipment / Tools"** section of this catalog for pipe sealant and many other useful service materials.

## Millivolt Fryer Wiring Diagrams

### 3-Wire Robertshaw Millivolt Gas Valve



### 4-Wire Honeywell Millivolt Gas Valve



## Troubleshooting Residential Oven Safety Valves & Ignitors

### Gas Range - Hot Surface Ignition Operation and Troubleshooting

#### IGNITOR SYSTEM OPERATION

The hot surface ignition system in gas ranges has three main components: 1) The thermostat, or an electronic range control, 2) The hot surface ignitor, and 3) The bimetal gas oven safety valve. Other items such as fuses, timers, contactors, door switches, etc. may be included in the circuit, but the three basic components remain the same.

In a typical bake system, the thermostat, ignitor and valve are wired in series. Some applications use a single thermostat, a selector switch (bake and broil), two ignitors and a "dual" bimetal valve. This is usually a series-parallel circuit, and when troubleshooting, each circuit must be checked individually. When the thermostat is set at a selected temperature, the contacts close and supply power to the circuit. With power applied, the ignitor begins to heat and glow in a few seconds.

The electrical resistance of the ignitor will decrease as the surface temperature of the ignitor increases. The current flowing in the circuit increases in proportion to the drop in ignitor resistance. Current flows through the heater coil of the valve causing the bimetal arm to flex, opening the valve and allowing gas to flow to the burner where it is ignited by the glowing ignitor. The rising current flow in the circuit raises the amount of heat produced by the heater coil. The bimetal arm in the valve will reach a flexing temperature and open the valve when the current flow approaches its peak which is 3.2 to 3.6 amps with the flat NORTON ignitors, and 2.5 to 3.0 amps with the round CARBORUNDUM ignitors.

The surface temperature of the ignitor is approximately 2500°F by the time the bimetal valve opens. The gas flows out of the valve into the burner and ignition occurs. The ignitor will remain energized at all times when the burner is lit. When the oven reaches the selected temperature, the thermostat contacts open and remove power from the ignitor/valve circuit. With power removed, the heater coil and bimetal arm will cool and the valve will close in a few seconds extinguishing the burner flame.

#### IGNITOR DOES NOT GLOW

1. Disconnect or remove ignitor and measure its resistance. Cold resistance should be between 50 and 150 OHMS. (The value of the resistance is not important as long as the ignitor is not open or shorted.)
2. Check internal fuses, switches and 120 VAC power supply.
3. If power is working -
  - A. Disconnect oven power and remove wires at "B" and "C".
    - 1) Check continuity between wire "B" and terminal "C". If continuity is present go to Step 4.
  - B. If continuity is NOT present - remove wire at "D" and probe terminals "D" and "C" for continuity. If NO continuity - replace bimetal valve.
  - C. If continuity is present at "D" and "C" - probe wires "B" and "D". If NO continuity - replace the ignitor.
4. If continuity is present in step 3.A.1 - Check thermostat.
  - A. Make sure the oven is not heated. Turn power off, disconnect wiring and turn thermostat dial to 350°F. Probe at terminals "A" and "B". If NO continuity - replace the oven thermostat.

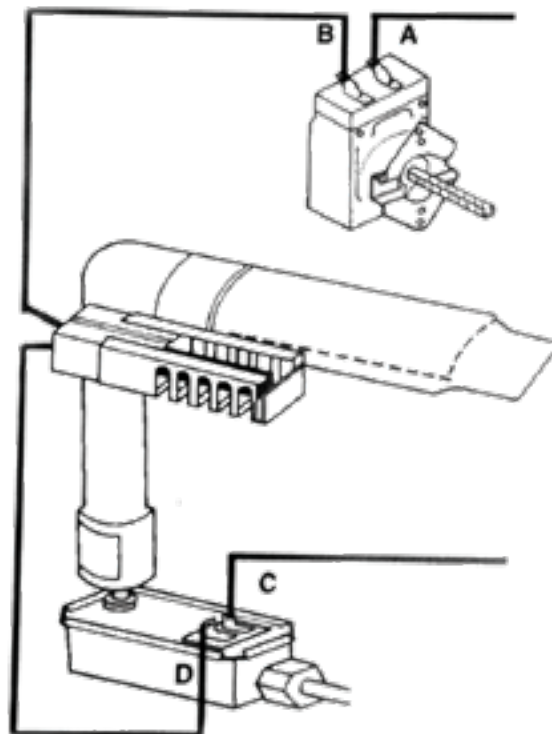
#### IGNITOR GLOWS WITH NO IGNITION

1. Check that gas is turned on to the range.
2. Check ampere draw at bimetal valve. Power on. Thermostat set at 350°F.
  - A. Using wrap-around amp. meter - test one leg for amp. draw at "D" or "C".
    - 1) NORTON (flat) Ignitor - 3.2 to 3.6 amps. or 2.94 to 3.3 volts.
    - 2) CARBORUNDUM (round) Ignitor\* - 2.5 to 3.0 amps. or 3.3 to 4.0 volts.
 If amp. or voltage draw is **NOT** within proper range - replace the ignitor.
  - B. If correct amp. draw is present - replace the valve.

**For safety purposes, when measuring the current flow through the ignitor circuit, shut off the main or the oven gas shut-off valve.**

\* Norton (flat) ignitor with "powder-blue" ceramic body has Carborundum value of 2.5 to 3.0 amps.

**CAUTION:** Premature failure of ignitor can be caused by over-gassed safety valve orifice or defective burner. If ignitor is located in the flame, premature failure will occur. It is important to check its location when installing a replacement ignitor.



## Troubleshooting Dryer Coils

### ▲WARNING

To reduce the risk of electric shock, fire, explosion, serious injury, or death:

- Disconnect electric power to the dryer before servicing.
- Close gas shut-off valve to gas dryer before servicing.
- Never start the dryer with any guards or panels removed.
- Whenever ground wires are removed during servicing, these ground wires must be reconnected to ensure that the dryer is properly grounded.

### Gas Valve Coil Test:

- a. Refer to appropriate Service Manual and gain access to the gas valve.
- b. Remove disconnect blocks from gas valve coils.
- c. Set test meter to read Ohms and put meter probes to terminals as follows, Figure 1 and 2:

	60 Hertz
Holding Coil Terminals 1 and 2	1365 ± 25 Ohms
Booster Coil Terminals 1 and 3	560 ± 25 Ohms
Secondary Coil Terminals 4 and 5	1220 ± 50 Ohms

Figure 1

**NOTE:** If meter registers readings different from those listed, the respective coil(s) should be replaced.

### Flame Sensor Test:

- a. Refer to appropriate Service Manual and gain access to the flame sensor.
- b. Remove wires from sensor terminals.
- c. Set test meter to read Ohms and put meter probes on sensor terminals. *Meter should read "zero" Ohms.* If meter registers an Ohm reading of any amount, replace sensor.

### Igniter Test:

- a. Refer to appropriate Service Manual and gain access to the igniter.
- b. Disconnect igniter wires at disconnect block.
- c. Set test meter to read Ohms and put meter probes on terminals of igniter wires. *Meter should read between 75-800 Ohms.* If meter does not read between 75-800 Ohms, replace igniter.

**NOTE:** If the gas valve coils, the flame sensor, and the igniter all check okay in the non-energized state, then proceed as follows:

- a. Refer to wiring diagram and make sure gas valve is wired correctly.
- b. Make sure all pins are locked into connectors and that all wires are connected securely.
- c. Reconnect electric power to the dryer and start dryer in a heat setting.
- d. Observe at least two complete ignition and burn cycles.
- e. Reinstall lower access panel.

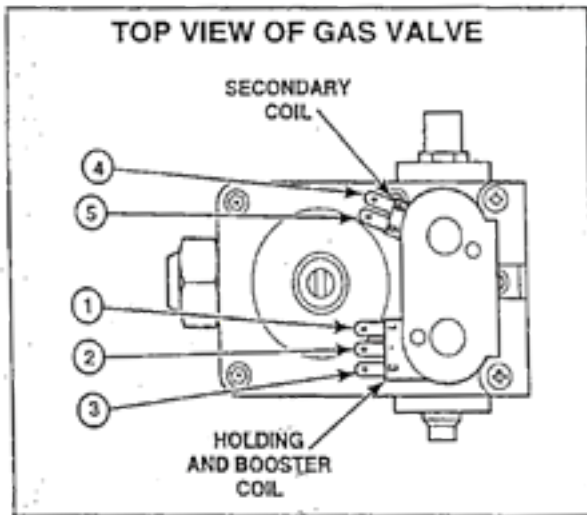
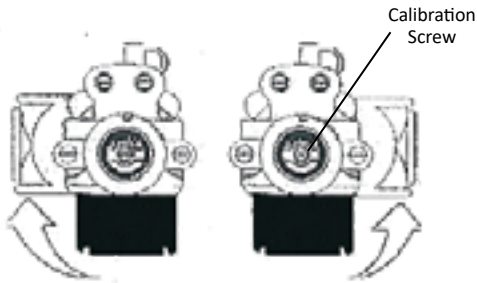


Figure 2



## “BJ” Series Thermostat Housing Rotation & Calibration




1. Remove pilot fitting if installed on control.
2. Remove 4 hex head bolts on rear of control while applying pressure to hold the rear housing against the main control body housing.
3. Re-calibration of the control is required after rotating the rear housing 1/4 turn (90°) to the right or left. Re-calibration is NOT necessary if turning the rear housing 1/2 turn (180°).
4. To re-calibrate the control, view the control from the front. Using a screwdriver, push in the calibration screw in the center of the gas cock plug. Turn this screw 1/4 turn (90°) in the same direction as the housing was rotated as viewed from the front of the control. (See illustration above for reference)

**\*\*\*CAUTION\*\*\***

**NEVER** turn the calibration screw more than 1/4 turn (90°) as this will damage the thermostat beyond repair and void the manufacturer warranty. Each notch around the calibration screw represents a +/- 25°F change. Each 1/4” turn will change the temperature setting approximately 225°!!!

5. To rotate the rear housing 180°, pull the rear housing apart from the body so they are completely separated. Rotate it 180°. DO NOT let the “t-bar” in the rear housing be in contact with the body while rotating. Once 180° rotation is complete, carefully work “t-bar” back into the body.
6. Replace and tighten the 4 hex head bolts.

## “BJ” Series Thermostat Bypass (Minimum Flame) Adjustment



1. Turn bypass screw clockwise, all the way closed.
2. Turn thermostat to 300°F. When the temperature reaches 300°F, the flame should cut off (assuming the thermostat has been calibrated correctly).
  - **WARNING:** These controls have been carefully calibrated at the factory and should NOT require field calibration. However, it DOES require field adjustment for bypass (minimum) burner flame screw.
3. When the temperature reaches 300°F and the flame has gone out, turn bypass screw counter-clockwise until a small flame forms completely around the burner.
  - **NOTE:** The flame MUST be large enough so that it will not flash back into the venturi, and is small (low) enough that the temperature will not increase.
4. Turn the thermostat temperature up to 350°F. When the temperature reaches 350°F, the flame must go back to the low flame setting that you previously set.
5. Turn the thermostat to 300°F. Flame should stay the same size as it was at 350°F. If it does not, make the necessary adjustments.



**controlsinc.**

**NOTES:**

ACCT No:

---

---

---

---

---

---

---

---

*We look forward to hearing from you!*

**Phone: (800)334-5886**  
Fax: (888)783-0239  
Email: [parts@controlsincgas.com](mailto:parts@controlsincgas.com)

Be sure to check out our  
website at  
[www.controlsincgas.com](http://www.controlsincgas.com)



**(800)334-5886**

**fax: (888)783-0239**

**parts@controlsincgas.com**